
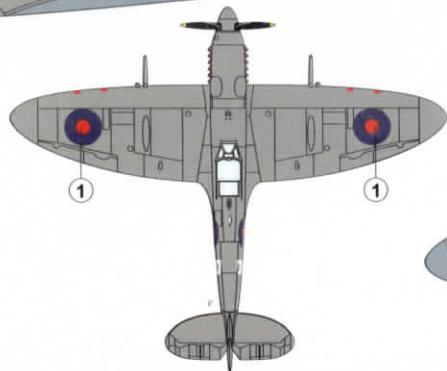
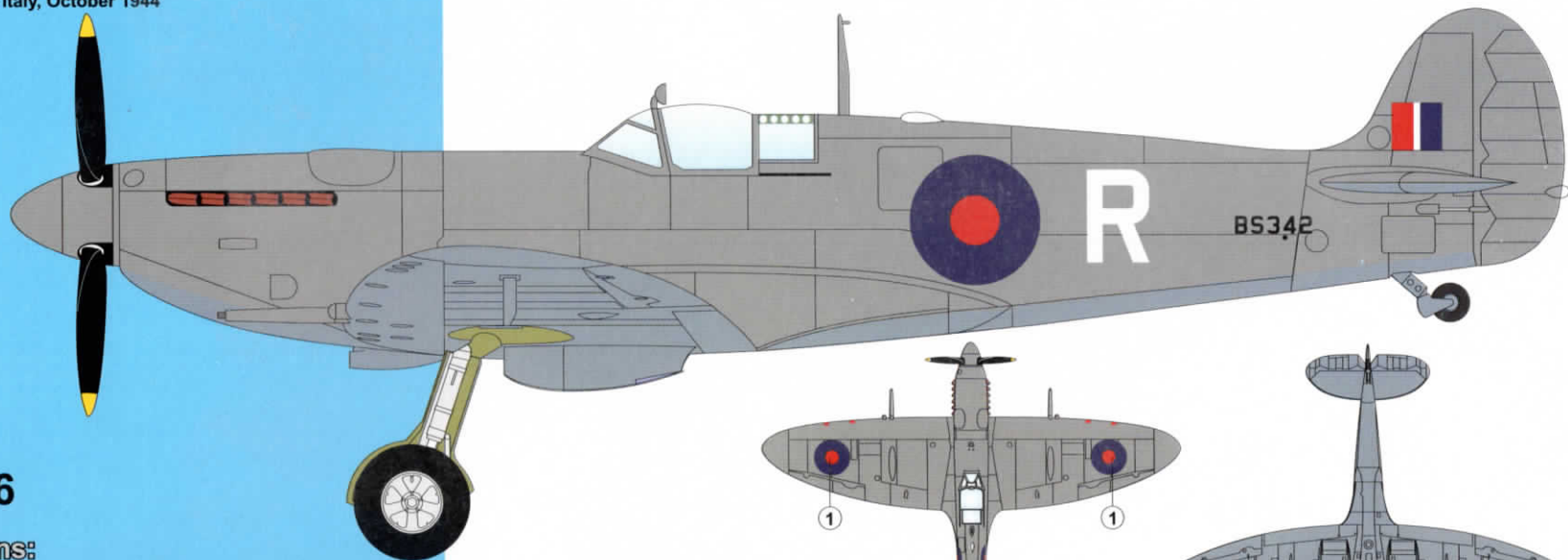


1

Supermarine Spitfire HF Mk.IXc,
BS342, „R” of No 238 Squadron,
Gragano, Italy, October 1944



AZ 7476

Box contains:

- *plastic parts* • *decal sheet for 4 versions*
- *full colour instructions*

UNASSEMBLED MODEL KIT. CEMENT AND PAINT NOT INCLUDED.

組み立て式プラスチックモデルキットです。1セット分のプラスチックパーツが入っています。
接着剤と塗料はこのキットに含まれておりません。別途お買い求め下さい。

Supermarine Spitfire Mk.IXC/Mk.IXE

Plastic model

scale : 1/72

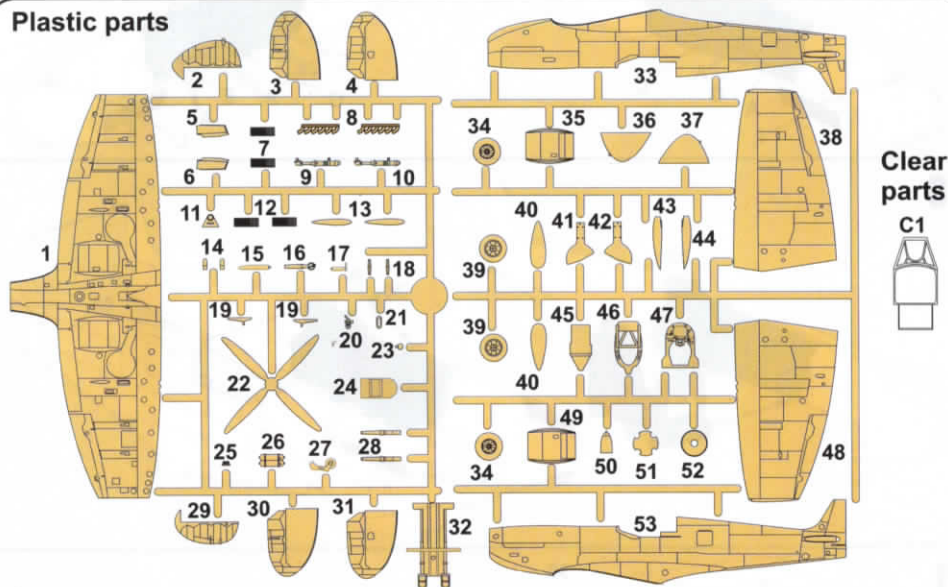
History note

The Spitfire Mk IX was originally developed as a stopgap measure as a response to the appearance of the Focke-Wulf FW 190A. The first response to this threat was the Mk VIII, but this aircraft involved a significant redesign of the basic Spitfire, and would take time to produce in the numbers required. The Mk IX provided an alternative solution to the problem. It used the same Merlin 60/70 series engines at the Mk VIII, but in a slightly modified Mark Vc fuselage. This allowed for rapid development and production of the new model. Spitfire IXc was also known as the "universal wing". This wing was structurally modified to reduce labour and manufacturing time plus it was designed to allow mixed armament options; A type, B type, or four 20 mm Hispano cannon. Spitfire IX e had structurally unchanged wing from the Spitfire IX c version. The .303 machine guns mounted in the outer wings were no longer fitted as most aircraft at that time had armour impenetrable by .303 bullets. The 20 mm Hispano cannon was moved outboard and a more effective .50 calibre Browning .50 cal heavy machine guns with 250 rpg was added to the inner gun-bay. Many Spitfires had their rounded wingtips replaced by shorter, squared off fairings to improve low-altitude performance and enhance the roll rate. These are sometimes referred to as "LF" versions, e.g. LF.IX. The total number of Mark IX (and variants) produced was 5,665, more than any other Mark.

Armament: "C" variant - 2 canons 20 mm,
4 machine-guns 7,7 mm

Armament: "E" variant - 2 canons 20 mm
2 machine-guns 12,7 mm

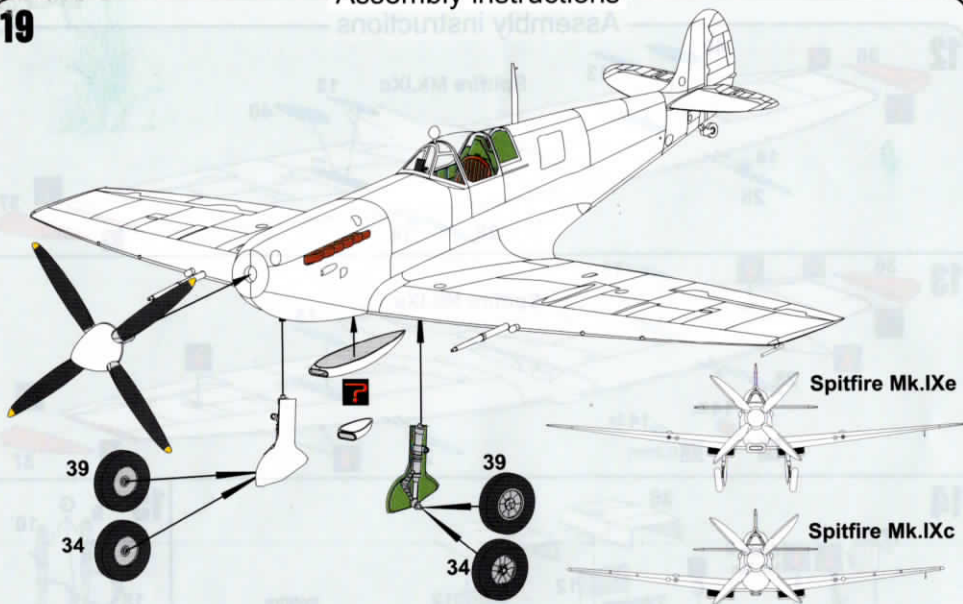
Plastic parts



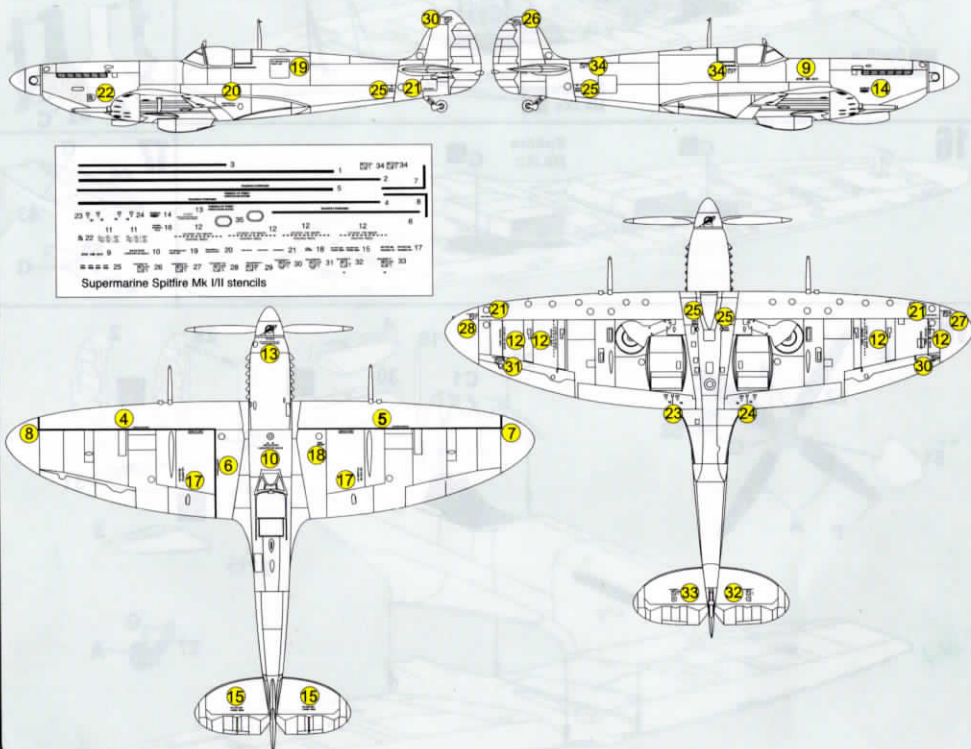
Symbols



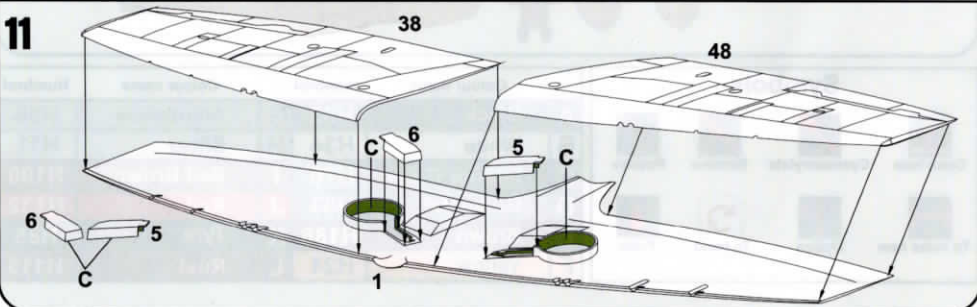
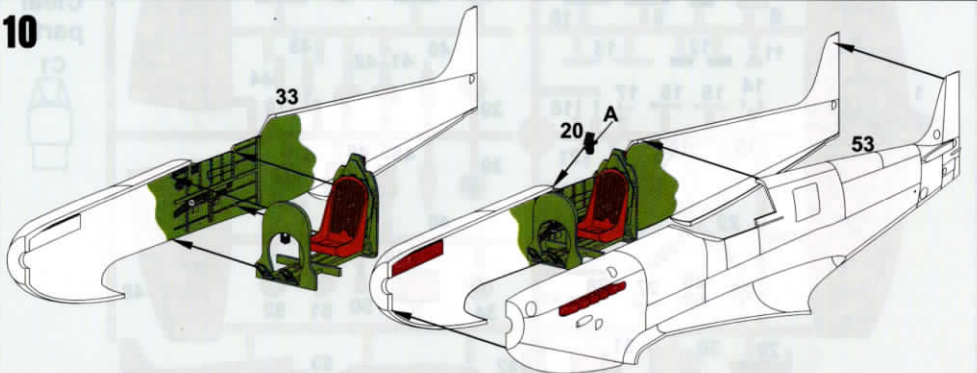
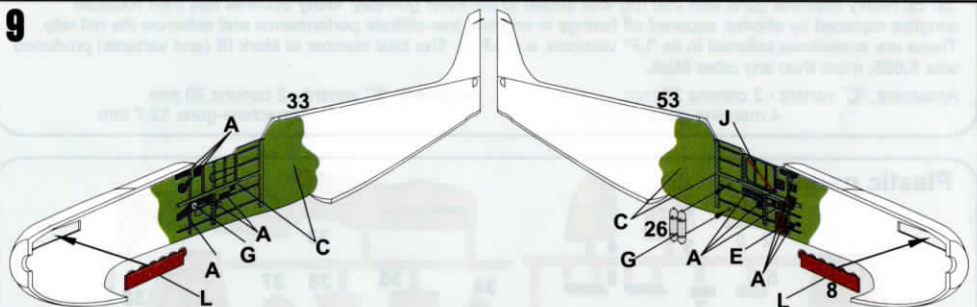
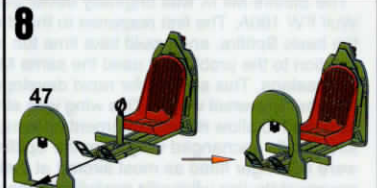
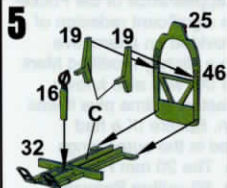
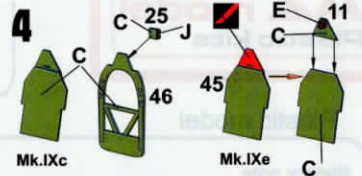
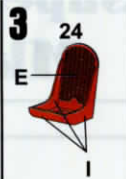
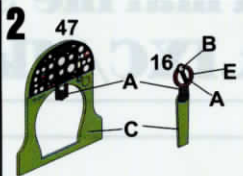
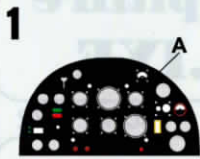
	Colour name	Humbrol	Colour name	Humbrol
A	Black	H33	G	Aluminium
B	White	H34	H	Silver
C	Interior Green	H76	I	Red Brown
D	Gunmetal	H53	J	Red
E	Brown	H186	K	Tyre
F	Yellow	H24	L	Rust
				H100
				H11
				H112
				H85
				H113



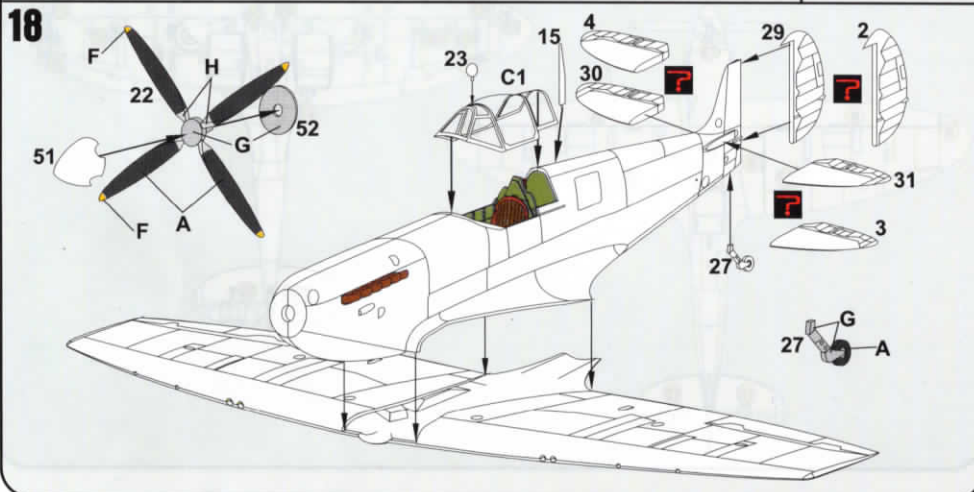
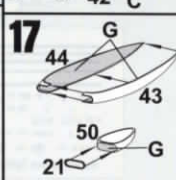
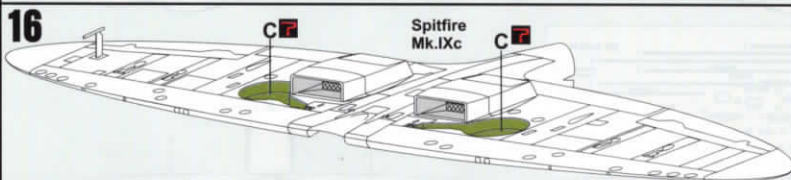
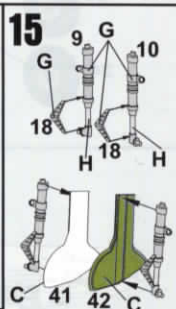
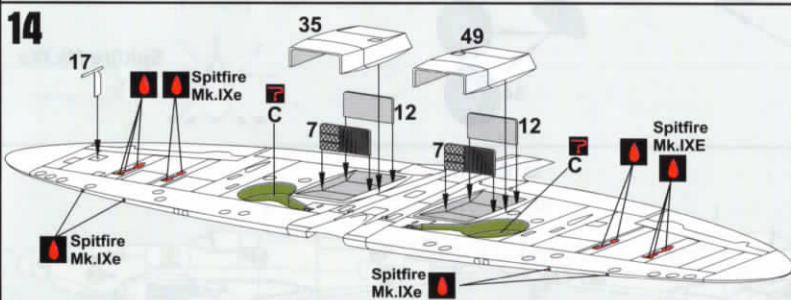
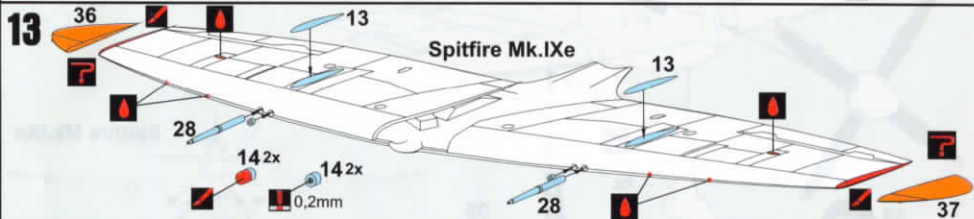
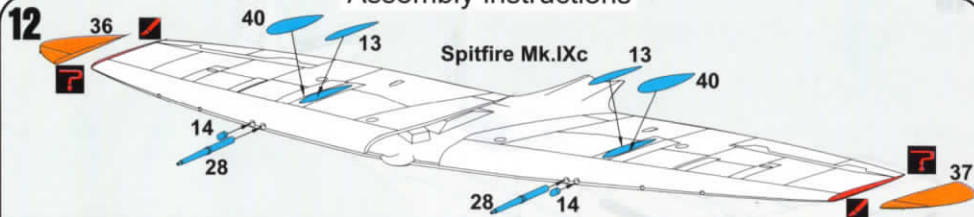
Stencils



Assembly instructions



Assembly instructions



AZ model
Plastic kits

Famous English Fighter

Supermarine

Spitfire Mk.IXc

Early version

Plastic model

scale : 1/72

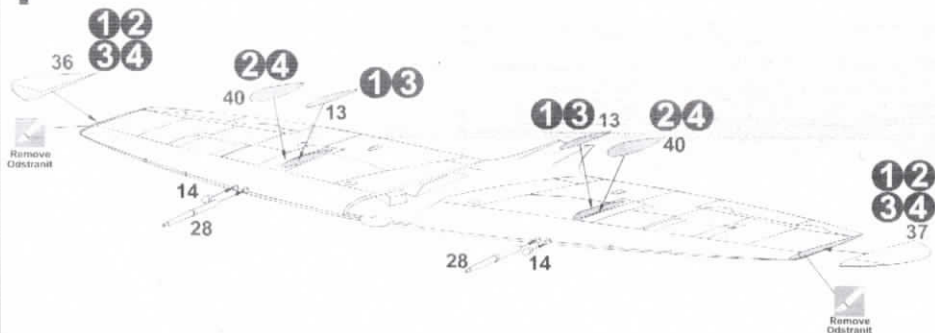
Additional instructions and recommended improvements.

Assembly instructions

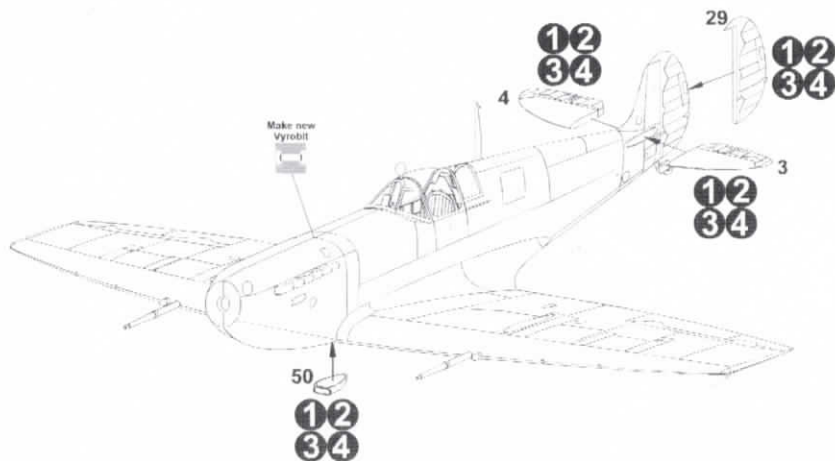
Resin parts
Resinové díly



1



2



AZ model
Plastic kits

Famous English Fighter

Supermarine

Spitfire Mk.IXc

Early version

Plastic model

scale : 1/72

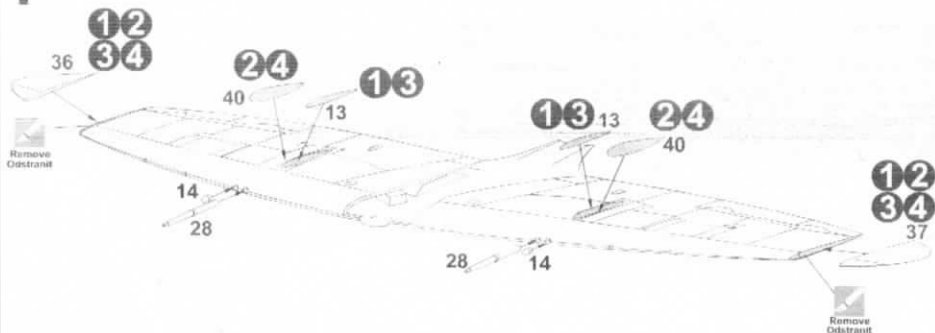
Additional instructions and recommended improvements.

— Assembly instructions —

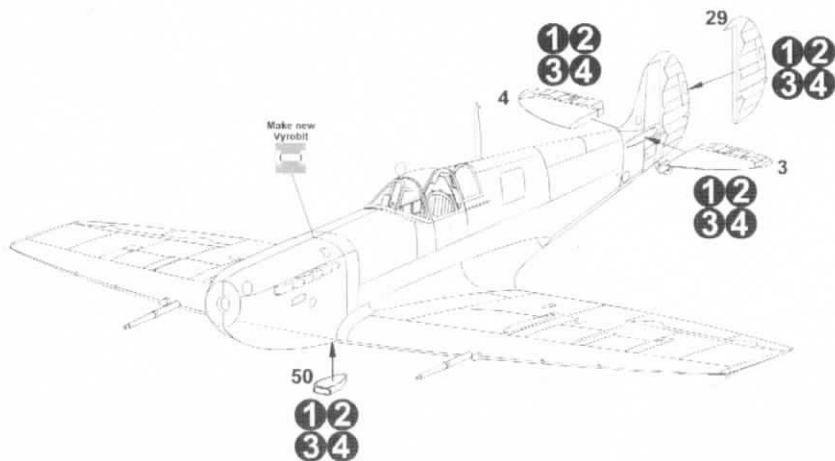
Resin parts
Resinové díly




1



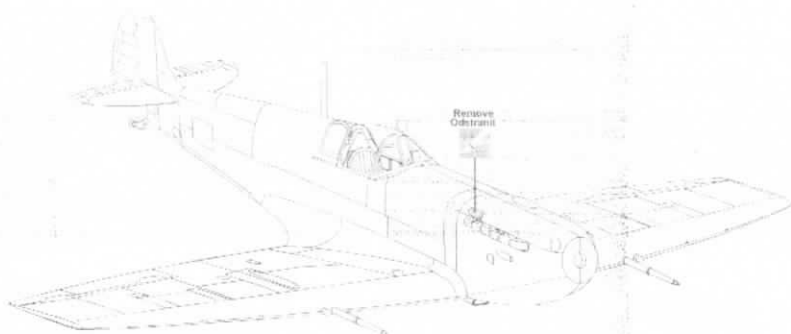
2



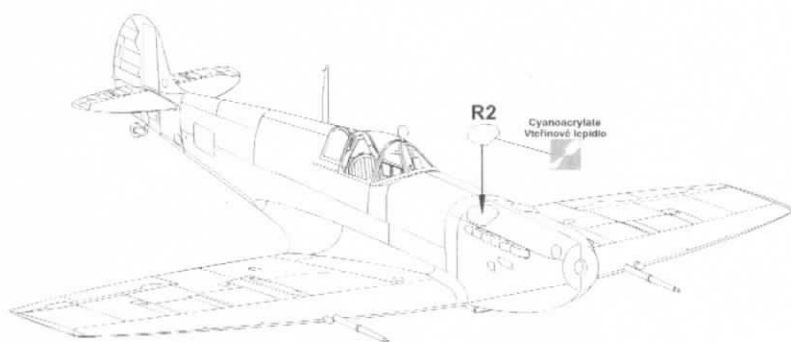
3



4



5



Symbols/Symboly

Drill hole



Vyvrátat

Cyanocrylate



Vleřinové lepidlo

Remove



Odstranit

Reduce



Zbrousit

Make new



Vyrobit

Option



Volba

Bend



Ohnout

Putty



Tmel

