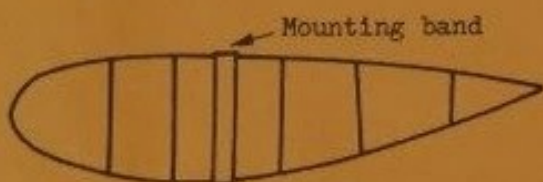


HORIZON CONVERSIONS

300LITRE DROP TANKS FOR GERMAN AIRCRAFT

Recommended kits : BF 109F & G, BF 110G
FW 190A, Junkers Ju 87B



Drop tank for all models except BF 110G

If your drop tanks are for any aircraft except BF 110, a mounting band should be made from .25 mm (.010 inches) thick and 2.5 mm (.100 inches) wide plasticard and cemented around center of tank. Tanks with mounting band may be attached to center pylon of BF 109 and FW 190, also on wing pylons of FW 190 and Ju 87B.

BF 110 tank installation :

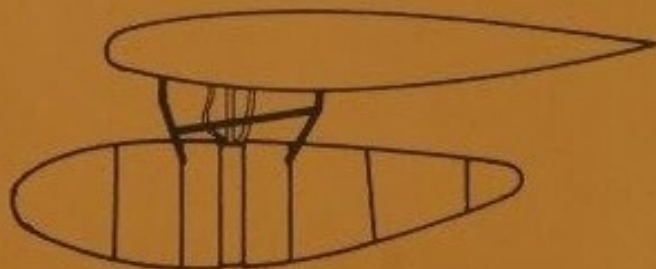
Drop tanks on BF 110 have no mounting band and were cut short and rounded off on their tail section. After assembly of tank remove pointed end from tank and make new round end from plastic sprue and cement in place. Tanks should be installed 56 mm (2.204 inches) from center line of engine nacelle to center line of tank. Make tank suspensions from stretched plastic sprue as per drawing above and cement to tank. Cement tanks in place.

Tail fins on BF 110 :

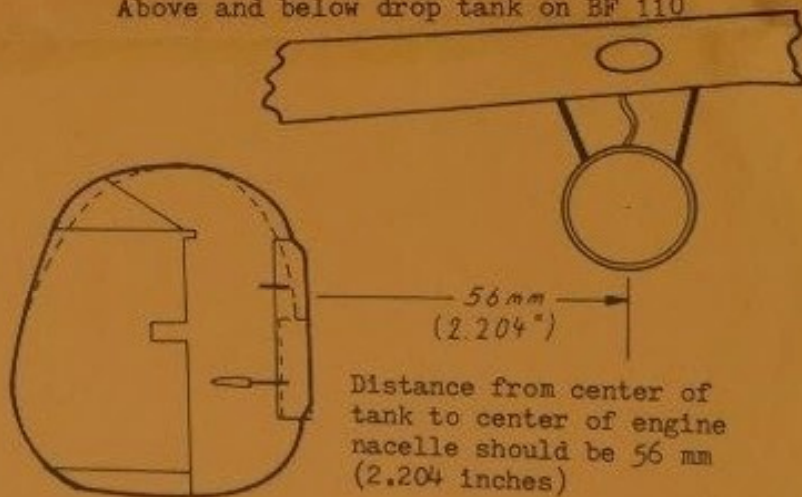
If you build a later model as a BF 110G a new pair of vertical fins should be made from plasticard.

Most late model BF 110G-2 to G4 carried the larger fins and rudder.

Consult above drawing for details.



Above and below drop tank on BF 110



Dotted line shows kit outline of fin and rudder
solid lines show proper outline of vertical fins
on BF 110G-2 and later models.