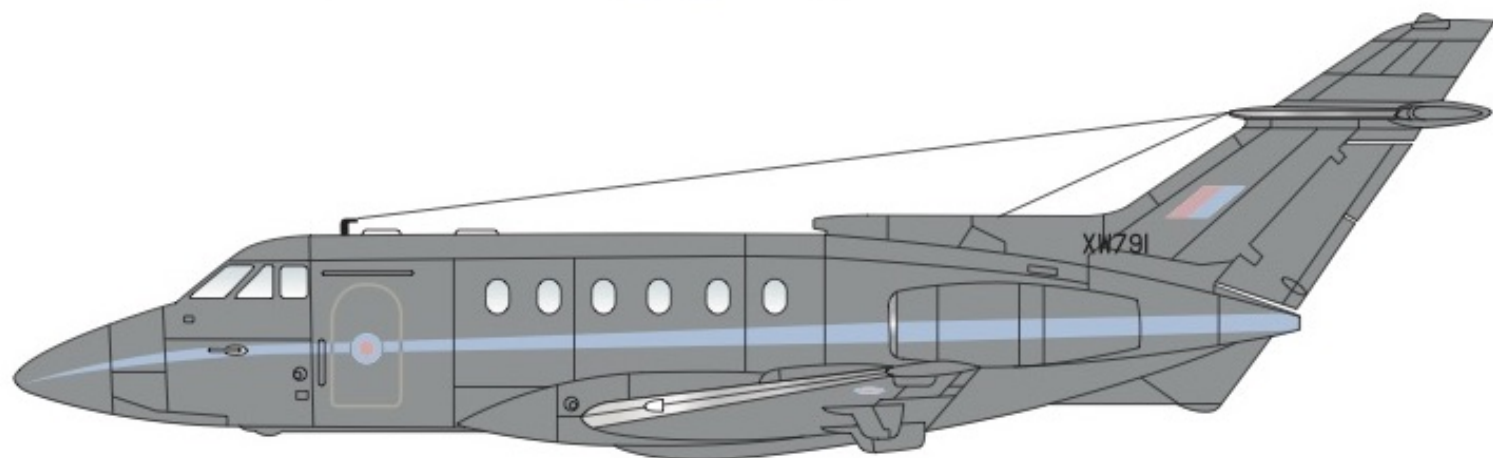


## Hawker Siddeley HS.125 Collection



For the best results these decals should be applied to a gloss surface such as provided by either Xtracolor or Xtracrylix paints. Cut out the decal required and soak in warm water until the decal is released from the backing paper. Wet the area to be decaled with MICRO SET which will help to eliminate air trapped under the decal and position the decal.

After 5 or 10 minutes wet the decal with MICRO SOL which will soften the decal and ensure that it settles down over any surface detail. Allow the decal to dry for at least 12 hours. During this time some wrinkling of the decal may occur, this is normal. Do not touch the decal at this time.

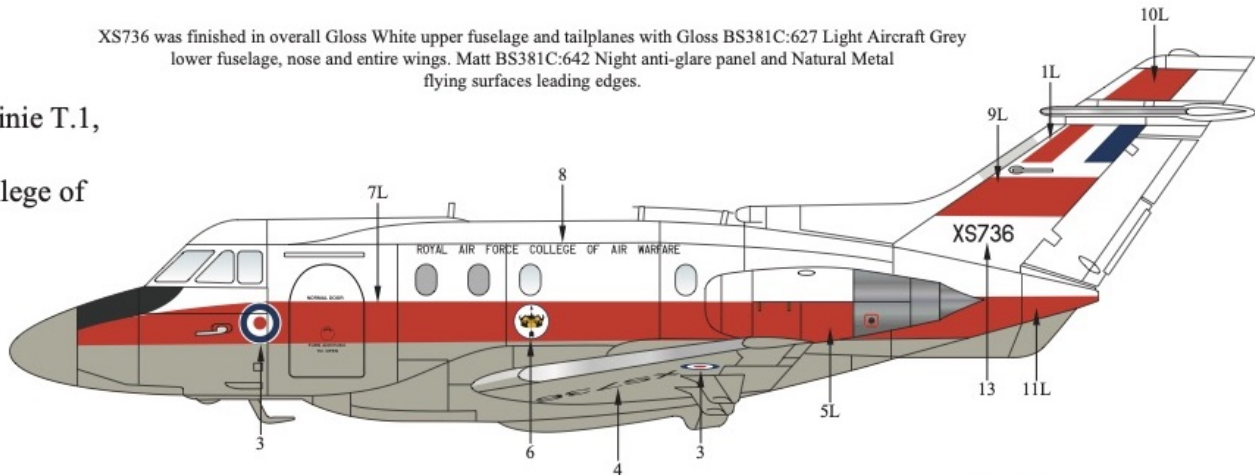
Carefully check for small air bubbles and if there are any prick with a needle and apply a drop of MICRO SOL. After all air bubbles have been eliminated and the decals are dry wash the entire model with water to remove any excess decal adhesive.

When completely dry the whole model should be sprayed with a coat of Xtracolor or Xtracrylix Flat, Satin or Gloss varnish depending on the finish required.

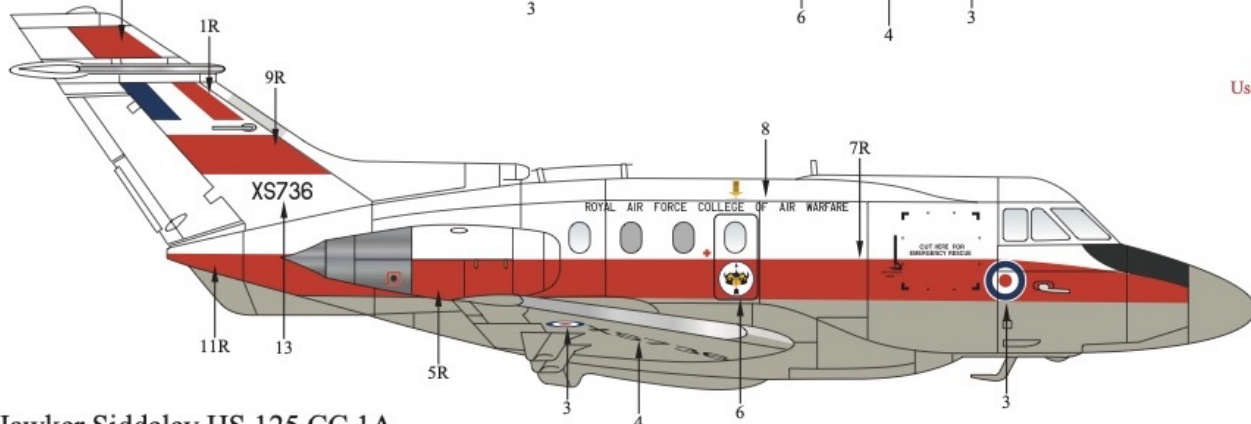
Store in a cool dry place, avoid sunlight, dampness or extremes of temperature and/or humidity.

XS736 was finished in overall Gloss White upper fuselage and tailplanes with Gloss BS381C:627 Light Aircraft Grey lower fuselage, nose and entire wings. Matt BS381C:642 Night anti-glare panel and Natural Metal flying surfaces leading edges.

Hawker Siddeley Dominie T.1,  
 XS736,  
 of Royal Air Force College of  
 Air Warfare,  
 Royal Air Force,  
 based at RAF Manby,  
 UK,  
 August,  
 1973.




**Modellers Note:**  
 Use kit supplied stencils.

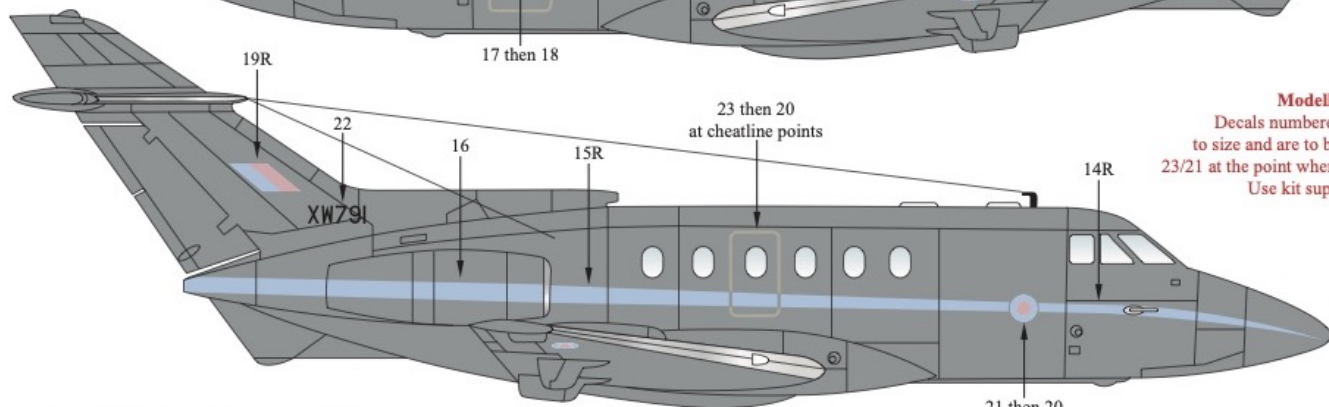


Hawker Siddeley HS.125 CC.1A,  
 XW791,  
 of 32 Squadron,  
 Royal Air Force,  
 based at RAF Northolt,  
 UK,  
 1992.

XS736 was finished in overall Satin BS381C:637 Medium Sea Grey with Natural Metal flying surfaces leading edges.

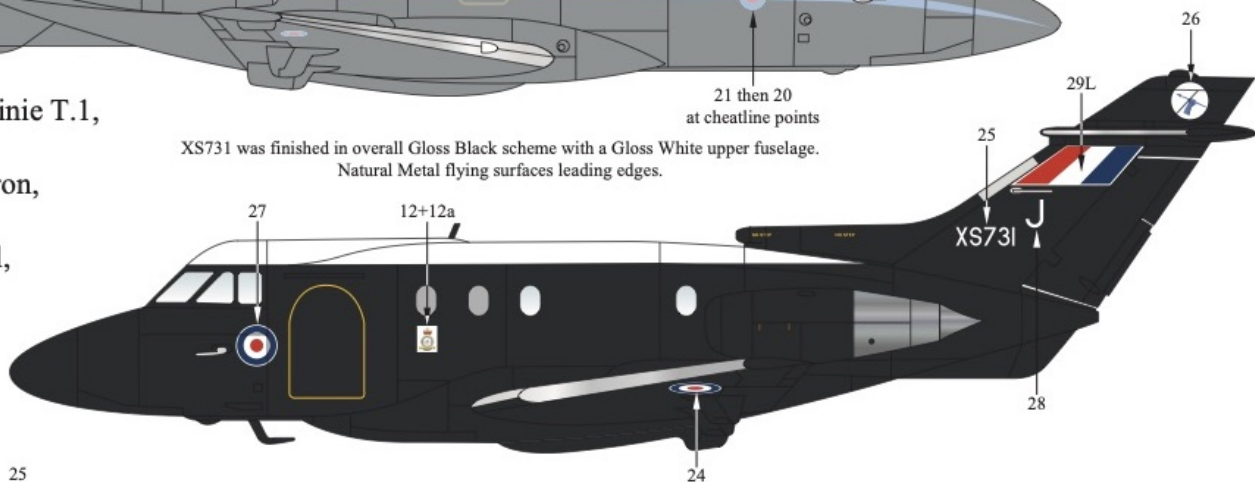


**Modellers Note:**  
 Decals numbered 20 are to be cut to size and are to be applied over decals 23/21 at the point where the cheatline intersects. Use kit supplied stencils.



Hawker Siddeley Dominie T.1,  
 XS731,  
 of 55 (Reserve) Squadron,  
 Royal Air Force,  
 based at RAF Cranwell,  
 UK,  
 September,  
 2004.

XS731 was finished in overall Gloss Black scheme with a Gloss White upper fuselage. Natural Metal flying surfaces leading edges.

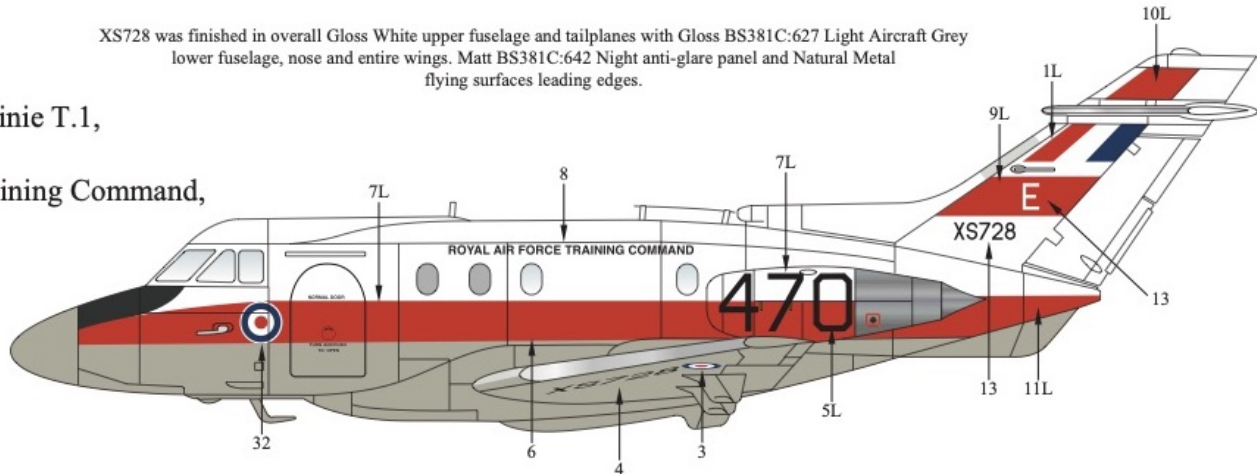


**Modellers Note:**  
 Use kit supplied stencils.

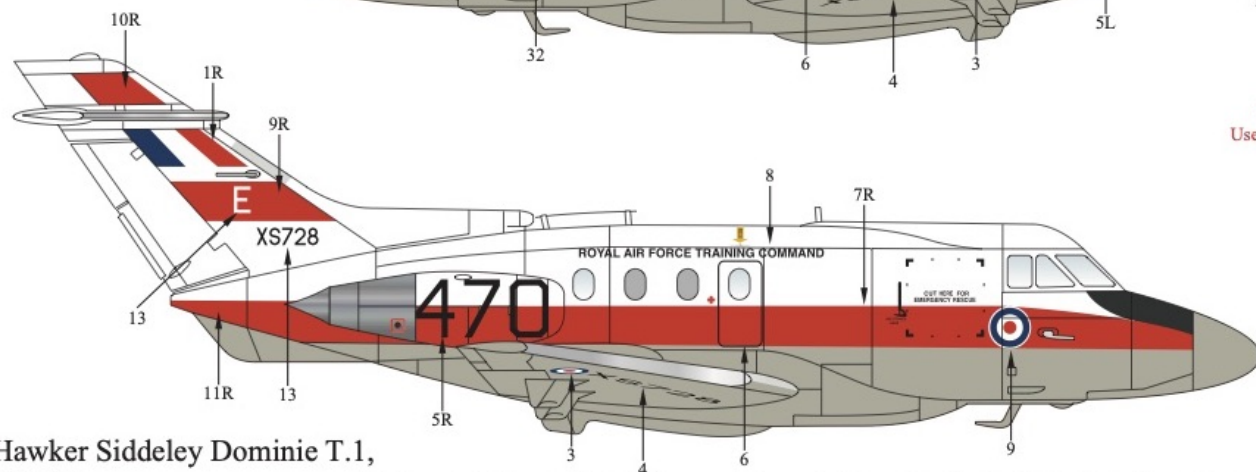


XS728 was finished in overall Gloss White upper fuselage and tailplanes with Gloss BS381C:627 Light Aircraft Grey lower fuselage, nose and entire wings. Matt BS381C:642 Night anti-glare panel and Natural Metal flying surfaces leading edges.

Hawker Siddeley Dominie T.1,  
 XS728, '470',  
 of Royal Air Force Training Command,  
 Royal Air Force,  
 based at RAF Manby,  
 UK,  
 1970s.

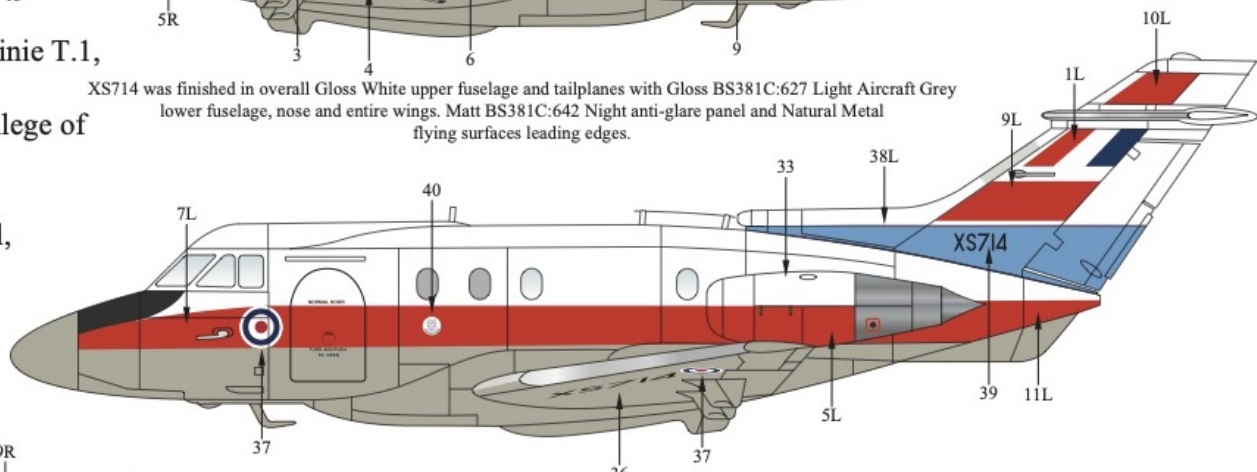


**Modellers Note:**  
 Use kit supplied stencils.

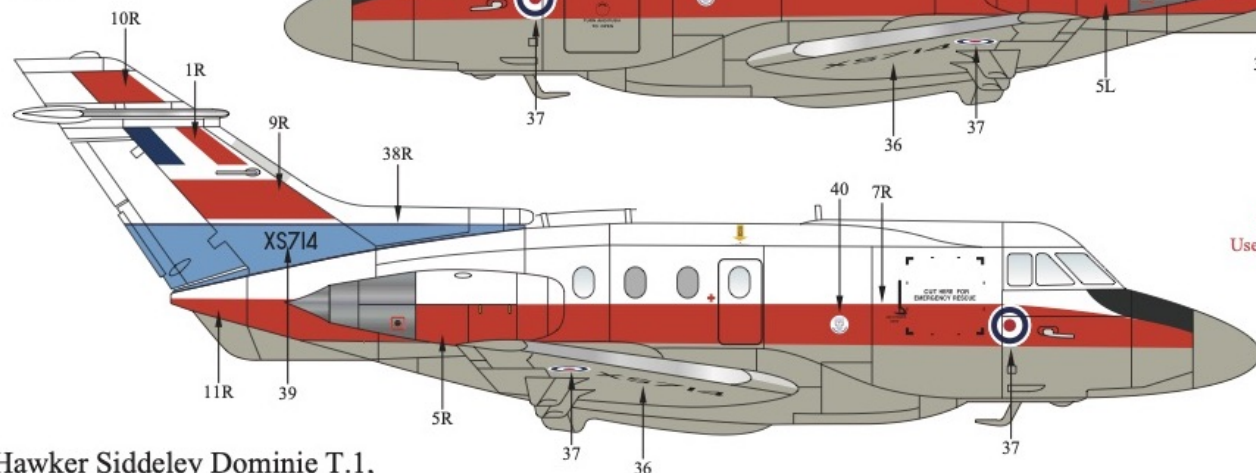


Hawker Siddeley Dominie T.1,  
 XS714,  
 of Royal Air Force College of  
 Air Warfare,  
 Royal Air Force,  
 based at RAF Cranwell,  
 UK,  
 1980s.

XS714 was finished in overall Gloss White upper fuselage and tailplanes with Gloss BS381C:627 Light Aircraft Grey lower fuselage, nose and entire wings. Matt BS381C:642 Night anti-glare panel and Natural Metal flying surfaces leading edges.

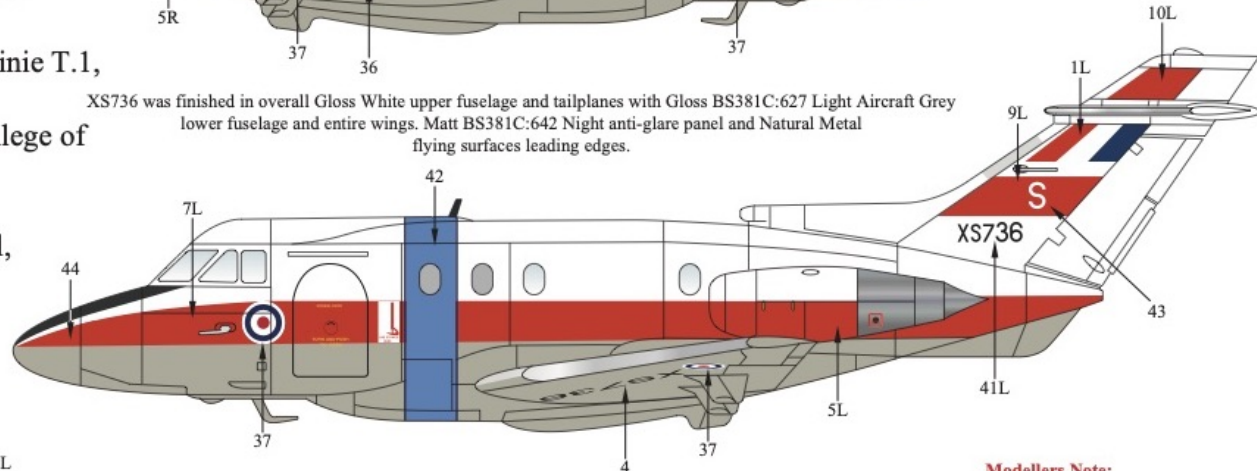


**Modellers Note:**  
 Use kit supplied stencils.

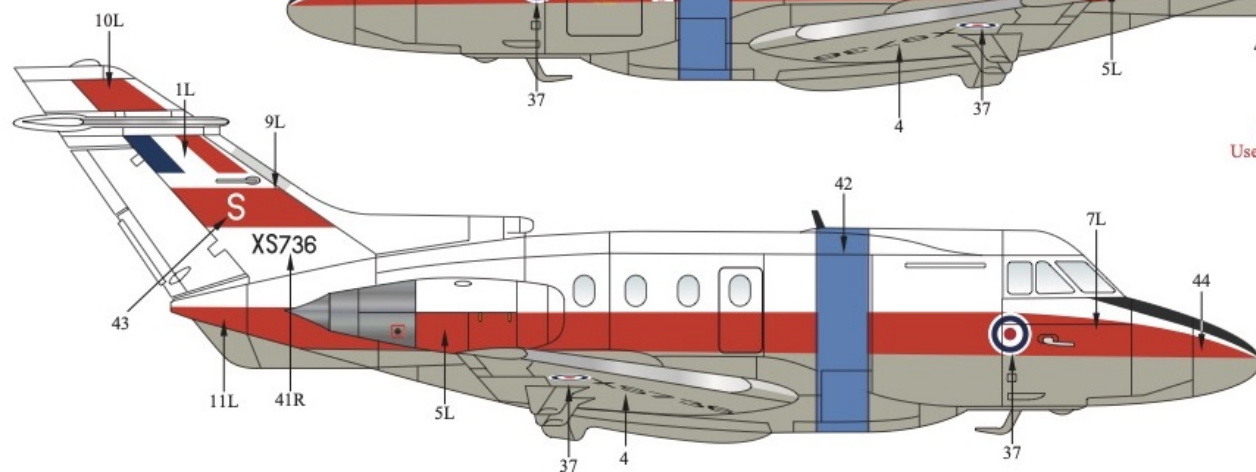


Hawker Siddeley Dominie T.1,  
 XS736,  
 of Royal Air Force College of  
 Air Warfare,  
 Royal Air Force,  
 based at RAF Cranwell,  
 UK,  
 2000.

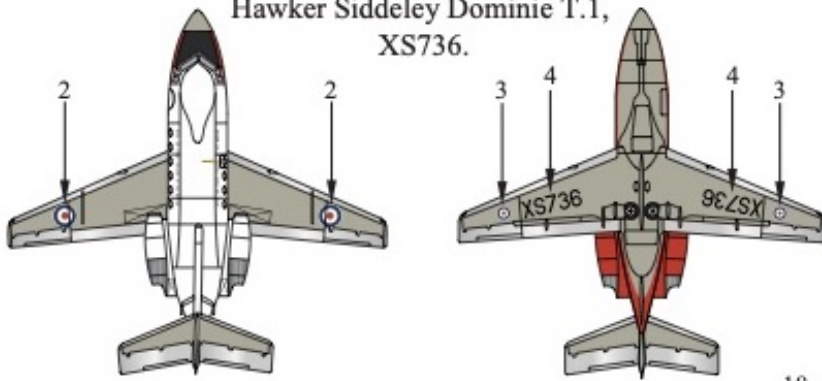
XS736 was finished in overall Gloss White upper fuselage and tailplanes with Gloss BS381C:627 Light Aircraft Grey lower fuselage and entire wings. Matt BS381C:642 Night anti-glare panel and Natural Metal flying surfaces leading edges.



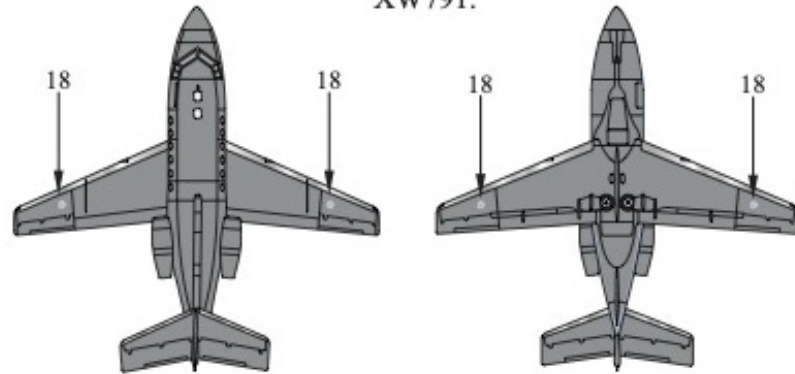
**Modellers Note:**  
 Use kit supplied stencils.



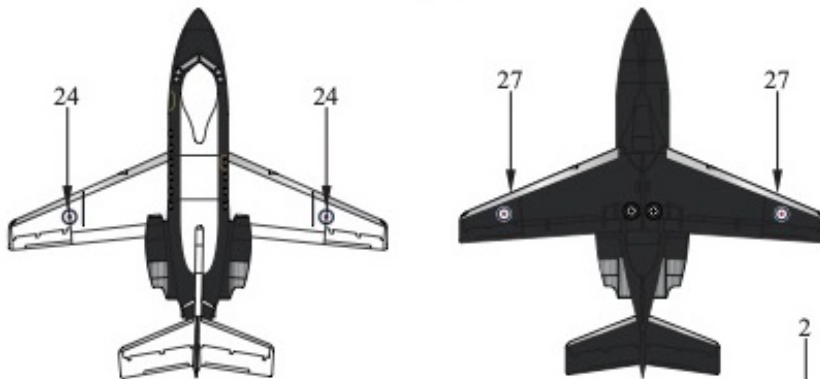
Hawker Siddeley Dominie T.1,  
 XS736.



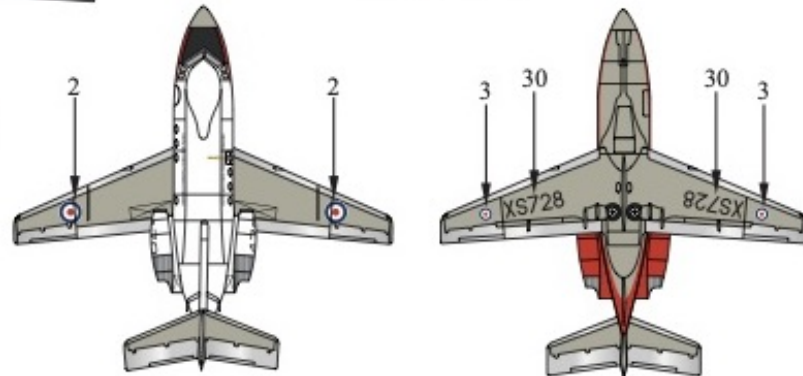
Hawker Siddeley HS.125 CC.1A,  
 XW791.



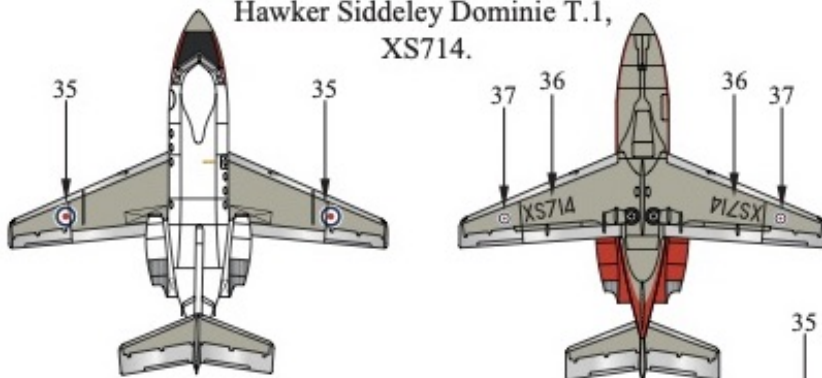
Hawker Siddeley Dominie T.1,  
 XS731.



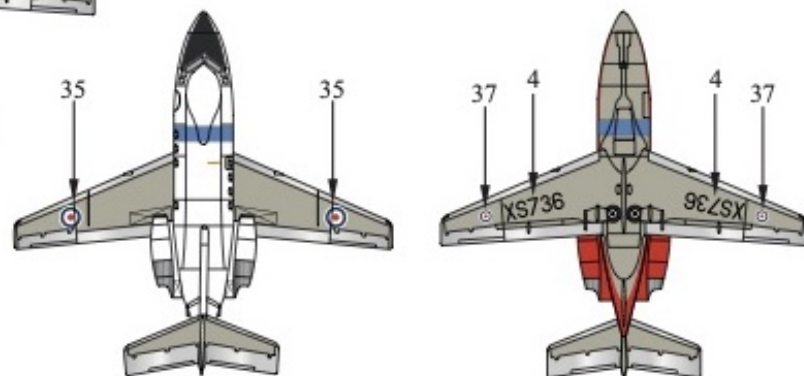
Hawker Siddeley Dominie T.1,  
 XS728, '470'.



Hawker Siddeley Dominie T.1,  
 XS714.



Hawker Siddeley Dominie T.1,  
 XS736.



**Xtracolor Paints**

- X003 BS381C:637 Medium Sea Grey
- X015 BS381C:627 Light Aircraft Grey
- X014 BS381C:537 Signal Red
- X141 Insignia White
- X404 Matt Black
- X502 Natural Steel

**Paints:**

The colours used on these aircraft can be found in the Xtracolor (prefix number with X) and Xtracrylix (prefix number with XA1) range of paints.

**Xtracolor Paints**

- XA1003 BS381C:637 Medium Sea Grey
- XA1015 BS381C:627 Light Aircraft Grey
- XA1014 BS381C:537 Signal Red
- XA1141 Insignia White