



## RAF Tornado GR.4/GR.4A Special & Retirement Schemes



For the best results these decals should be applied to a gloss surface such as provided by either Xtracolor or Xtracrylix paints. Cut out the decal required and soak in warm water until the decal is released from the backing paper. Wet the area to be decaled with MICRO SET which will help to eliminate air trapped under the decal and position the decal.

After 5 or 10 minutes wet the decal with MICRO SOL which will soften the decal and ensure that it settles down over any surface detail. Allow the decal to dry for at least 12 hours. During this time some wrinkling of the decal may occur, this is normal. Do not touch the decal at this time.

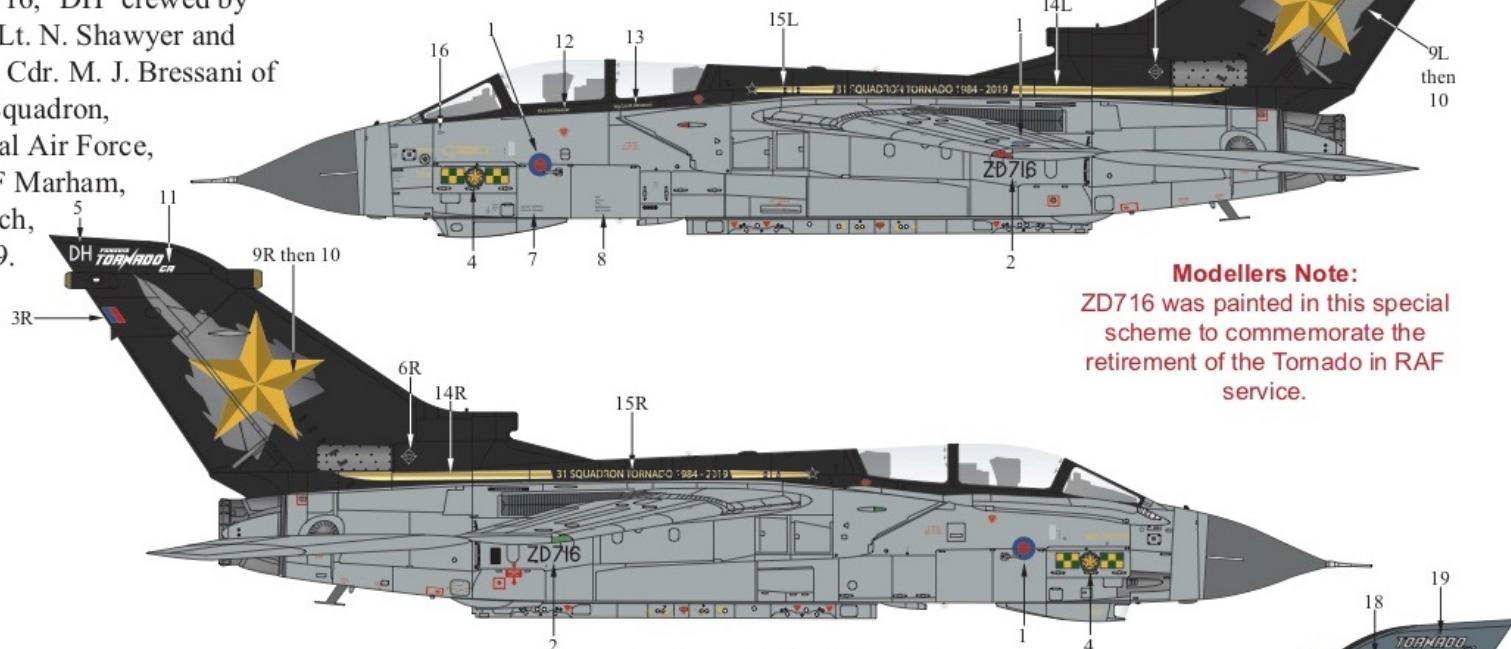
Carefully check for small air bubbles and if there are any prick with a needle and apply a drop of MICRO SOL. After all air bubbles have been eliminated and the decals are dry wash the entire model with water to remove any excess decal adhesive.

When completely dry the whole model should be sprayed with a coat of Xtracolor or Xtracrylix Flat, Satin or Gloss varnish depending on the finish required.

Store in a cool dry place, avoid sunlight, dampness or extremes of temperature and/or humidity.

Website  
www.hannants.co.uk  
Panavia Tornado GR.4,  
ZD716, 'DH' crewed by  
Flt. Lt. N. Sawyer and  
Wg. Cdr. M. J. Bressani of  
31 Squadron,  
Royal Air Force,  
RAF Marham,  
March,  
2019.

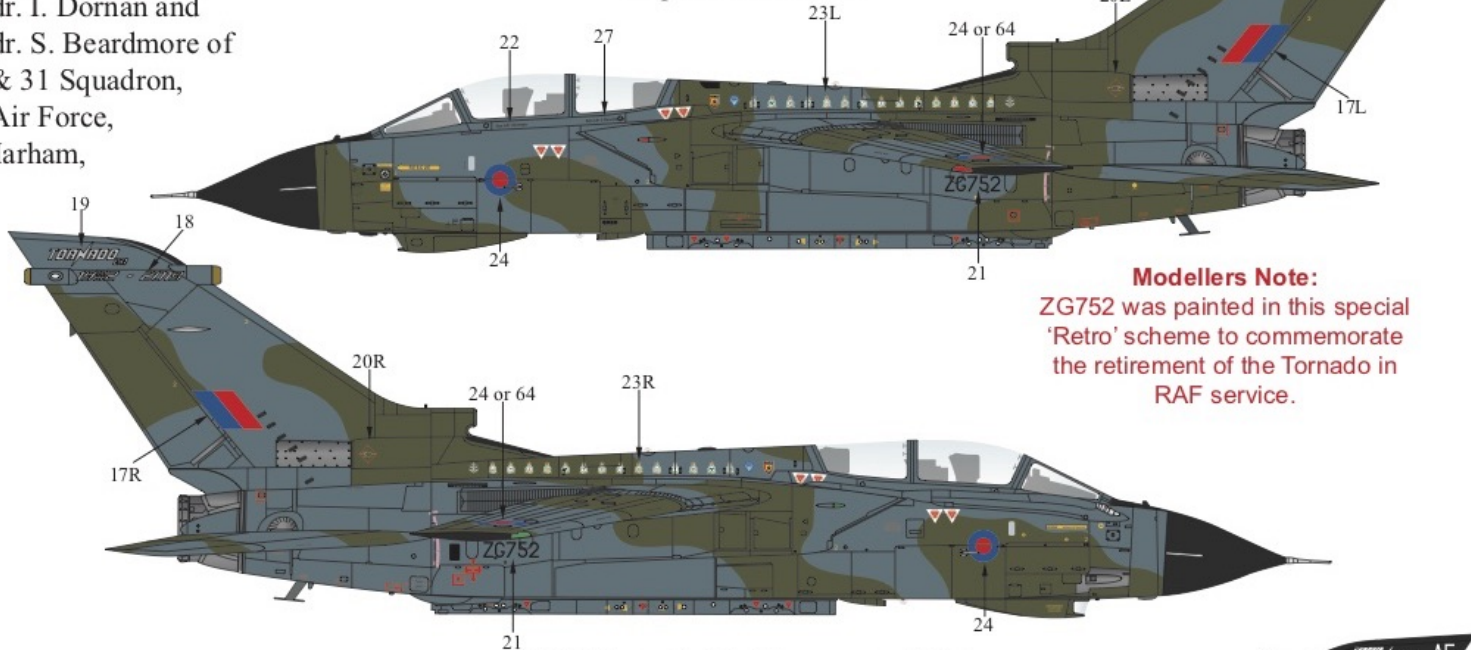
ZD716 was finished in an overall Satin  
Medium Sea Grey BS381C:637  
scheme with a Gloss Night Black BS381C:642 fin  
and spine.



**Modellers Note:**  
ZD716 was painted in this special  
scheme to commemorate the  
retirement of the Tornado in RAF  
service.

Panavia Tornado GR.4,  
ZG752, crewed by  
Sqn. Ldr. I. Dornan and  
Sqn. Ldr. S. Beardmore of  
IX(B) & 31 Squadron,  
Royal Air Force,  
RAF Marham,  
March,  
2019.

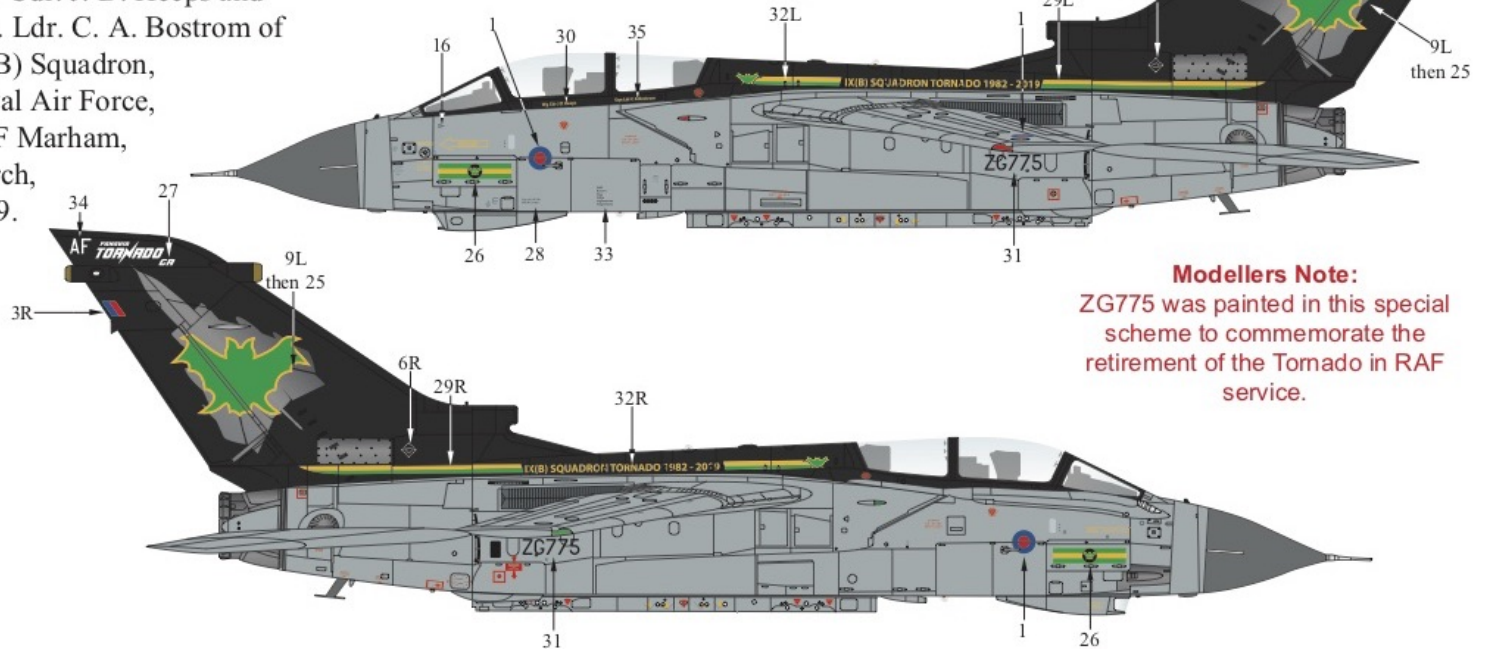
ZG752 was finished in a Satin  
Dark Sea Grey BS381C:638 and Dark Green BS381C:241  
wraparound scheme.



**Modellers Note:**  
ZG752 was painted in this special  
'Retro' scheme to commemorate  
the retirement of the Tornado in  
RAF service.

Panavia Tornado GR.4,  
ZG775, 'AF' crewed by  
Wg. Cdr. J. D. Heeps and  
Sqn. Ldr. C. A. Bostrom of  
IX(B) Squadron,  
Royal Air Force,  
RAF Marham,  
March,  
2019.

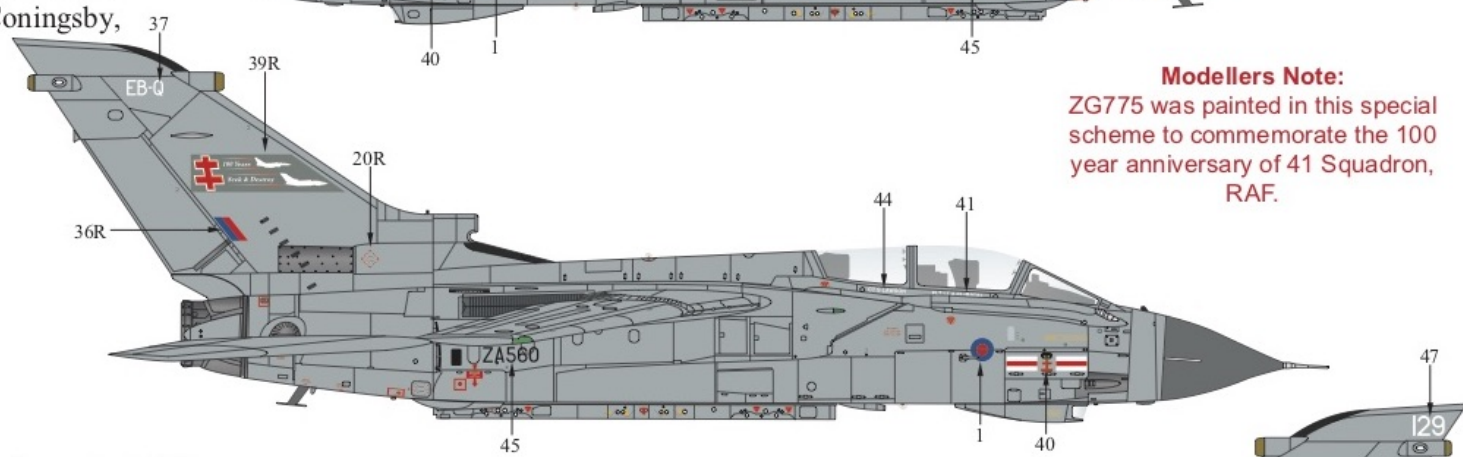
ZG775 was finished in an overall Satin  
Medium Sea Grey BS381C:637  
scheme with a Gloss Night Black BS381C:642 fin  
and spine.



**Modellers Note:**  
ZG775 was painted in this special  
scheme to commemorate the  
retirement of the Tornado in RAF  
service.

Panavia Tornado GR.4,  
ZA560, 'EB.Q'  
crewed by  
Flt. Lt. B. Fusco and  
Sqn. Ldr. M. J. Hark of  
41(R) TES Squadron,  
Royal Air Force,  
RAF Coningsby,  
2017.


ZA560 was finished in an overall Satin  
Medium Sea Grey BS381C:637  
scheme.



**Modellers Note:**  
ZG775 was painted in this special  
scheme to commemorate the 100  
year anniversary of 41 Squadron,  
RAF.

Panavia Tornado GR.4,  
ZG752, '129'  
of RAF Marham Air Wing,  
Royal Air Force,  
RAF Marham,  
March,  
2018.


ZG752 was finished in an overall Satin  
Medium Sea Grey BS381C:637  
scheme.



**Modellers Note:**  
ZG752 was painted in this special  
scheme to commemorate the 100  
year anniversary of the Royal Air  
Force.

Panavia Tornado GR.4A,  
ZA369, '003'  
of XIII Squadron,  
Royal Air Force,  
RAF Leuchars,  
2009.

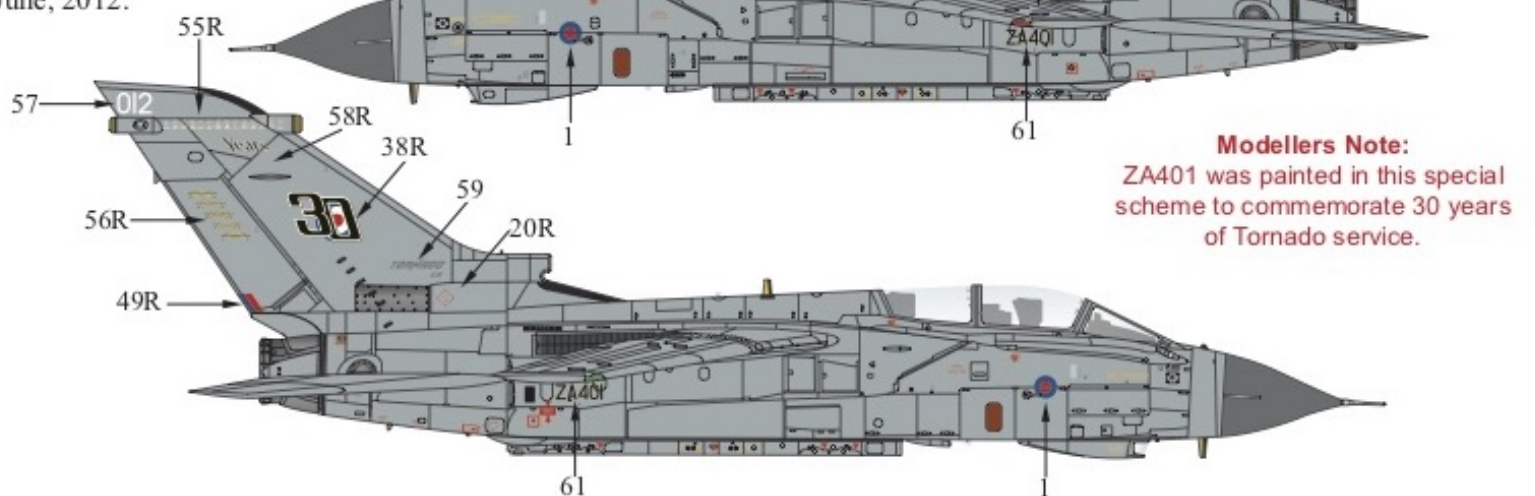
ZA369 was finished in an overall Satin  
Medium Sea Grey BS381C:637  
scheme.



**Modellers Note:**  
ZA369 was painted in this special  
scheme to commemorate the 40  
year anniversary of Panavias'  
involvement with the Tornado.

ZA401 was finished in an overall Satin  
 Medium Sea Grey BS381C:637  
 scheme.

Panavia Tornado GR.4A,  
 ZA401, '012'  
 of II(AC) Squadron,  
 Royal Air Force,  
 RAF Marham,  
 June, 2012.



**Modellers Note:**  
 ZA401 was painted in this special  
 scheme to commemorate 30 years  
 of Tornado service.

Lockheed Martin F-35B Lightning II  
 ZM148,  
 of 617 Squadron,  
 Royal Air Force,  
 RAF Marham,  
 January, 2019.

ZM148 was finished in an overall Satin  
 Gunship Grey FS36118  
 scheme.



**Xtracolor Paints**

- X001 BS381C:241 Dark Green
- X003 BS381C:637 Medium Sea Grey
- X004 BS381C:638 Dark Sea Grey
- X012BS381C:642 Night Black
- X130 FS36118 Gunship Grey
- X502 Natural Steel

**Paints:**

The colours used on these aircraft can be found in the  
 Xtracolor (prefix number with X) and Xtracrylix  
 (prefix number with XA1) range of paints.

**Xtracrylix Paints**

- XA1001 BS381C:241 Dark Green
- XA1003 BS381C:637 Medium Sea Grey
- XA1004 BS381C:638 Dark Sea Grey
- XA1012BS381C:642 Night Black
- XA1130 FS36118 Gunship Grey