

Yellowhammer
Models™

YHD48038

1/48

F9F-2 Panther

For the Trumpeter &
Hobbycraft kits



F9F-2
VF-781
USS Bon Homme Richard, 1951



F9F-2
VF-71, USS Bon Homme Richard, 1952-3



F9F-3
LTJG Len Plog
1st Navy jet kill (Yak-9)
VF-51, USS Valley Forge, 1950



F9F-2
VF-71, USS Bon Homme Richard, 1952-3

Hot Cats on Parade #1

YHD48038

F9F-2
LT H. C. Palmatier and
LTJG M. J. Signorelli
VF-71, USS Bon Homme Richard,
Korea, 1952-3



Scrap view of left side tank showing highly polished natural metal "mirror" pilot used to ensure the landing gear was down!



Use special stencil S-10a+b supplied on decal sheet for this aircraft.


Note the different pilot and aircraft nicknames on each side. While we cannot verify they were applied at the same time (they were certainly applied during the same cruise), we believe they were all carried at the same time.

ANA 623
 Glossy Sea Blue
 (FS 15042)



Unit badge on BOTH sides of BOTH 101 and 113

Some trimming along center of nose flash decal may be required to obtain optimum fit. (BlockMagic™ precut painting masks also supplied in case you prefer to paint the nose flashes)



Papasan was later fitted with a starboard tip tank with a large unpainted nose area (as on PCF). Both styles are confirmed in photos.

F9F-2
LCDR J. M. Hill
Commander, VF-71
USS Bon Homme Richard,
Korea, 1952-3

Name probably not applied to left side but extra decal supplied in case a photo surfaces proving it was.

F9F-3
LTJG Leonard Plog
FIRST USN Jet Kill (over a Yak-9)
VF-51, USS Valley Forge,
3 July 1950

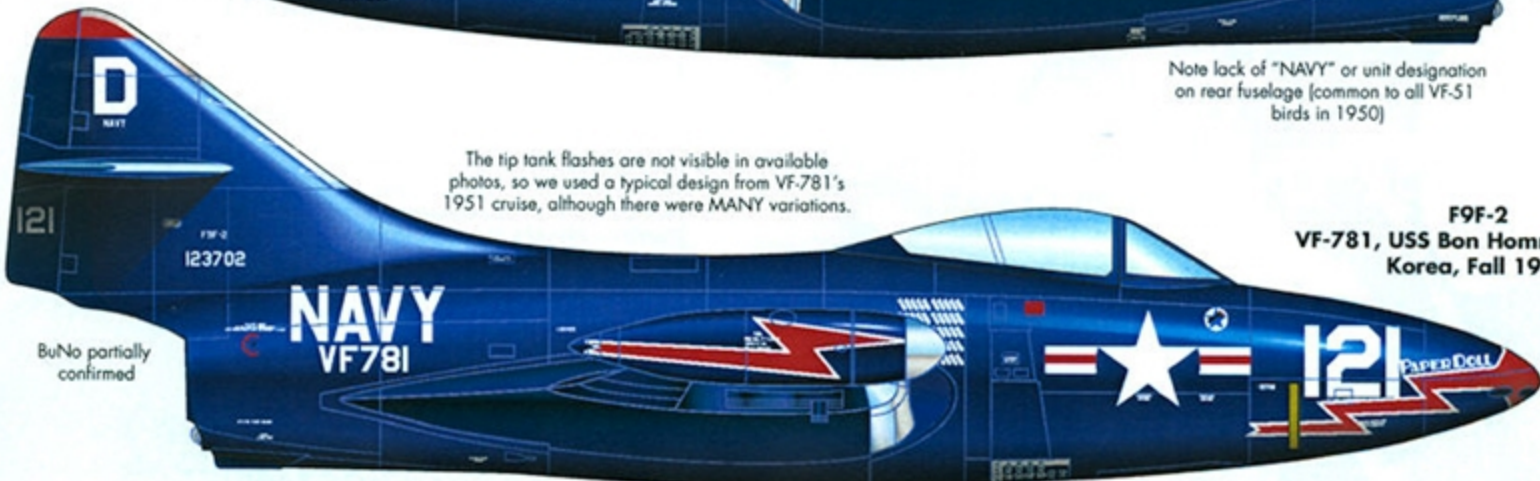


Kill marking supplied but NOT applied to this aircraft! (Published photo showing "LT Plog" in cockpit with kill marking showing is NOT Plog and NOT Plog's jet!)

The red central fin flash can be very difficult to see in b/w photos; it is confirmed by color photos.

Note lack of "NAVY" or unit designation on rear fuselage (common to all VF-51 birds in 1950)

The tip tank flashes are not visible in available photos, so we used a typical design from VF-781's 1951 cruise, although there were MANY variations.



F9F-2
VF-781, USS Bon Homme Richard
Korea, Fall 1951

BuNo partially confirmed



Papasan

Note paint abraded away due to rocket plumes!

NOTE: We've provided BlackMagic™ precut painting masks for the nose flashes of 101, 109, and 113 in case you prefer to paint them. All three flashes are different, so check the profiles carefully!

White landing alignment stripe on top of nose is confirmed for Plog's bird.

Plog's bird was a F9F-3 and did NOT have underwing pylons! (So don't put any of those cool rocket plume abrasions on the bottom of 109/S!

Many thanks to:

Peter Espada for the use of his father's (Osvaldo D. Espada) photos and a TON of info on VF-71!

Jim Burrige for his pics and info on Len Plog and his bird.

Mike "Eagle Eyes" Lampros

NOTE: Teknics has created several useful correction/ conversion sets you may find useful.

TK48085: F9F-2/3 Corrected Outer Wings With Tip Tanks Set
 TK48089: F9F-2/3 "Down & Dirty" Conversion Set
 TK48086: F9F-2/3 Corrected Fighter Nose
 TK48091: F9F-2/3 Seamless Intakes for Trumpeter/HobbyCraft
 TK48092: F9F-2/3 Corrected Canopy

Check www.meteorprod.com for details.

Hot Cats on Parade #1

Note paint abraded away
due to rocket plumes!



...available from

Meteor

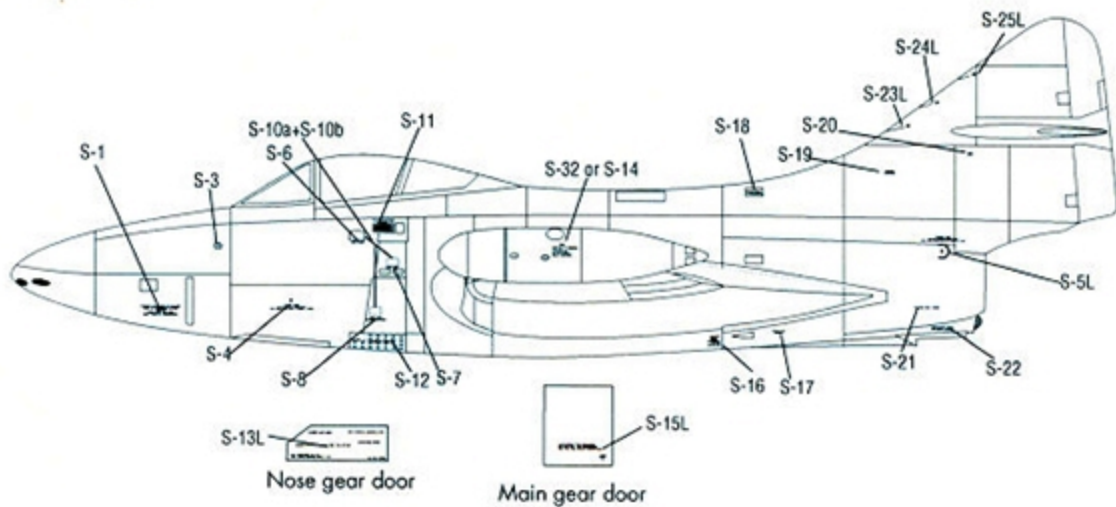
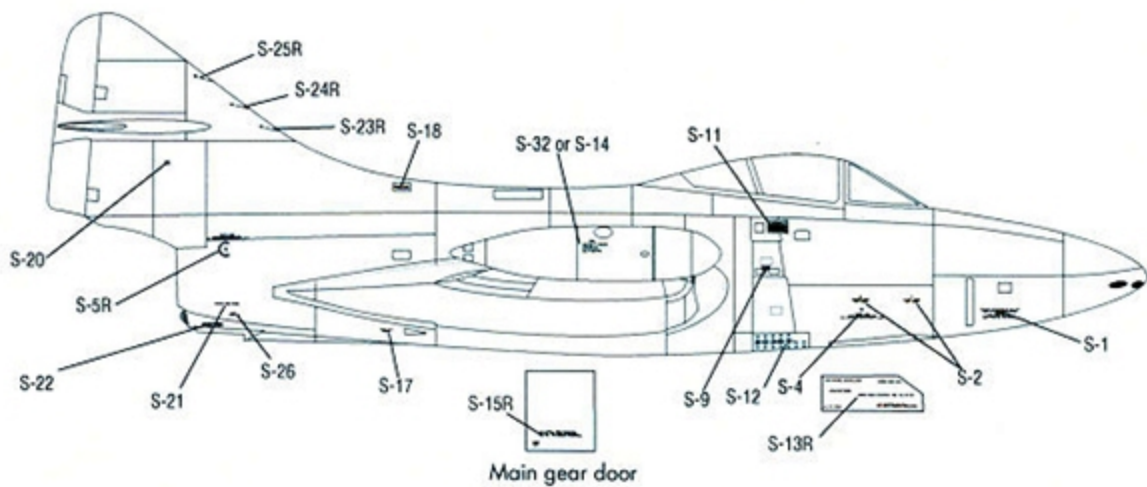
Productions

P.O. Box 3956, Merrifield, VA 22116 USA
☎ 703/440-8720 FAX 703/440-8724

www.meteorprod.com

Write, call, or visit our home page to
order our decals, kits, conversions,
tools, books, magazines, etc., and we'll
send it to you right away!

© Yellowhammer Models, 2007



1/48 templates for upper blow in doors

