

*AeroMaster.*

48-337

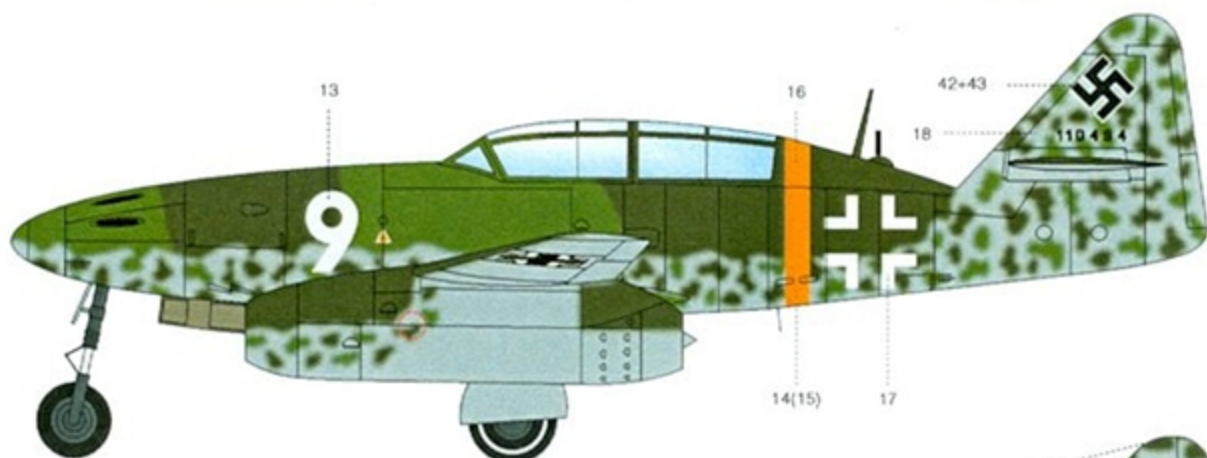
Me-262

S t ü r m b i r d s  
P A R T 4

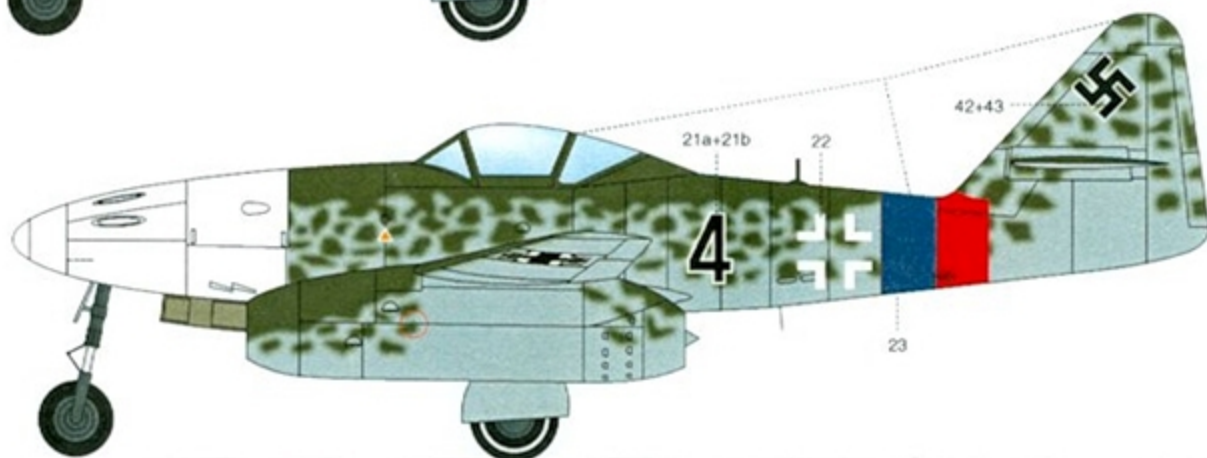


48-337

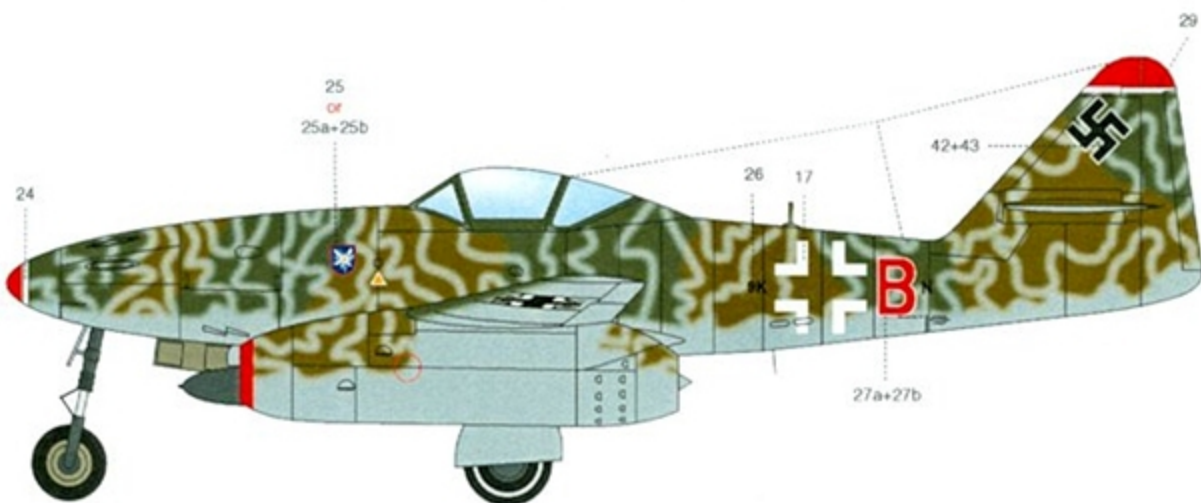
Me262B-1a "White 9", WNr 110494, III/EJG2, Lechfeld, December 1944, features Late-war day-fighter colors of RLM82 and RLM83 over RLM76 Lightgrau — with RLM82/83 fuselage mottling. To affix the yellow stripe, add decal 16 to the hinged canopy portion. Then, using the canopy placement for positioning, locate decals 14 and 15.



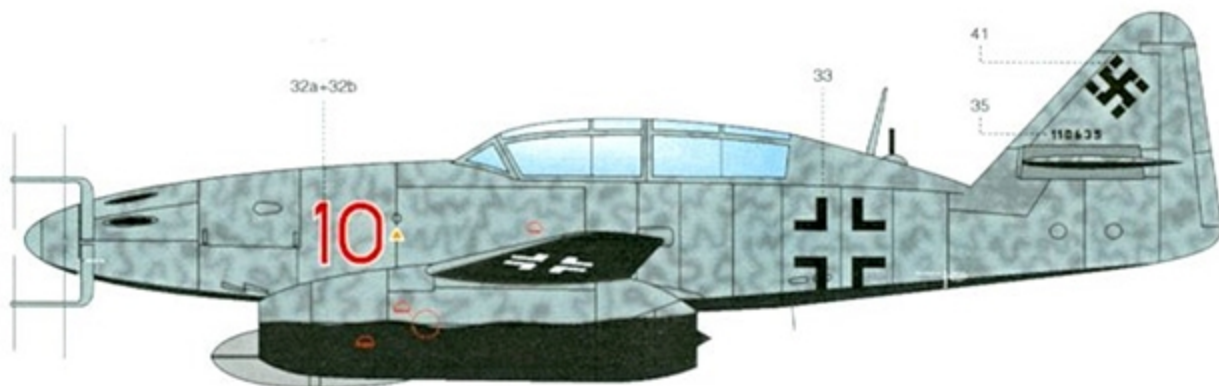
Abandoned at war's end in Czechoslovakia, Me262A-1a "Black 4" of JG7 features RLM82 Dunkelgrün over RLM76 — with RLM82 fuselage mottling. Note the white nose and non-standard fuselage cross proportions. Wing upper surface camouflage pattern is probably the standard pattern of RLM 61/82.



A Sturmbird of 5./KG51, this Me262A-2a sports softly sprayed swaths of RLM76 over RLM81 Brunviolet and RLM82, with RLM76 undersides. Note the Red nacelle leading edge, nose cap and fin top — the latter two edged in white (decals 24 and 29). Other side reads 9K+BN

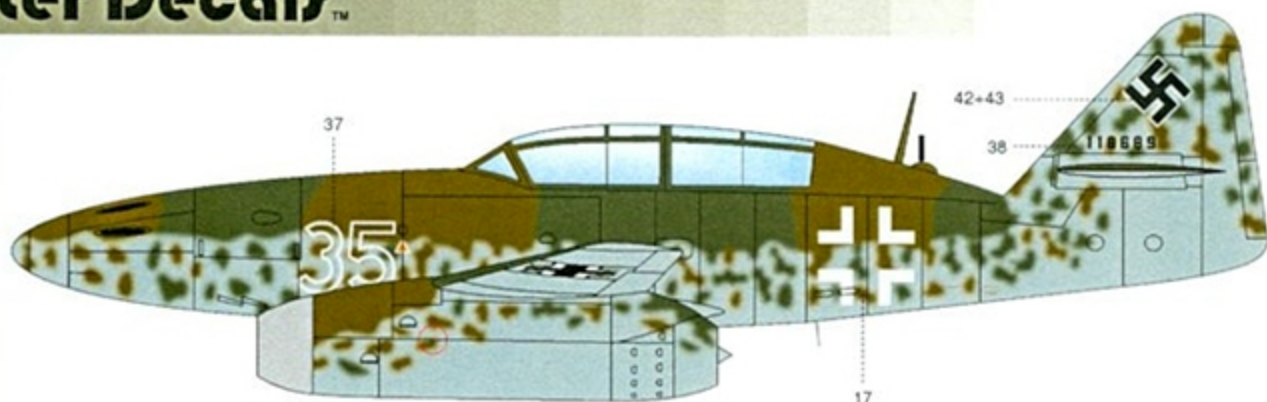


Captured by the Allies at war's end, Me262B-1a/U1 "Red 10" of KG(J)54 "Totenkopf" in March 1945 wears RLM75 mottling over RLM76 Lightgrau uppersurfaces — with RLM22 Schwarz beneath. Note that an all-black cross (decal 36) appears atop both wings. Flown by staffel kapitan OBLT KURT WELTER, May 1945.



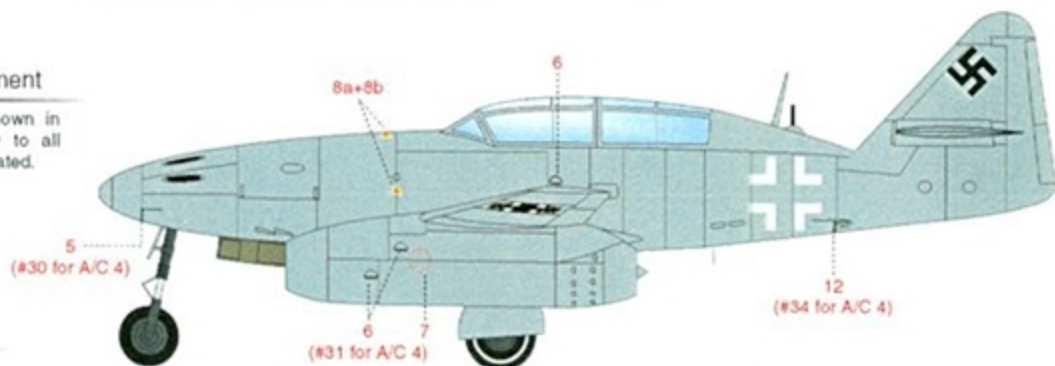
# AeroMaster Decals™

Also captured by the Allies at war's end, this Me262B features a more conventional pattern of RLM81 and RLM82 over RLM76. Note the fuselage mottling and natural metal nacelle leading edges.

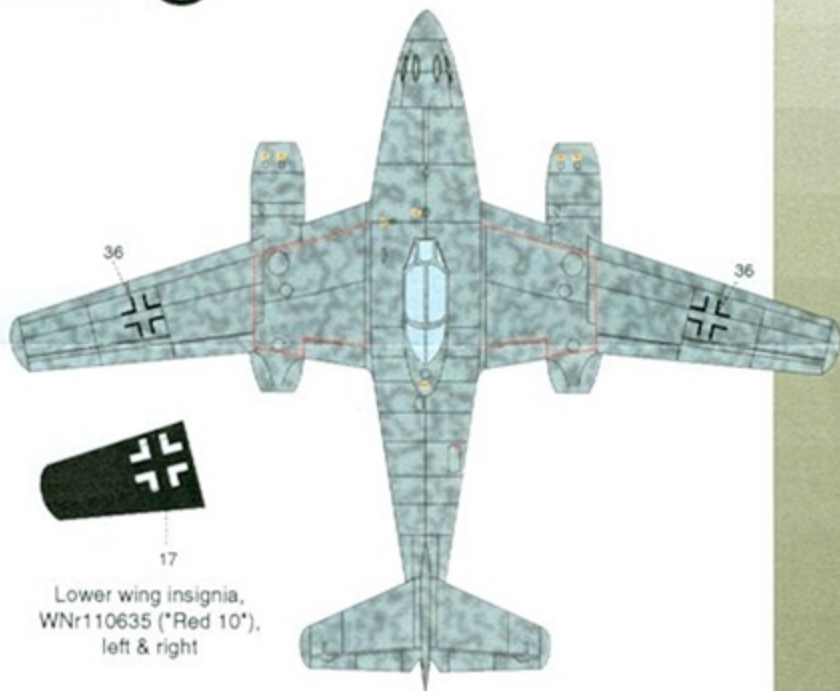
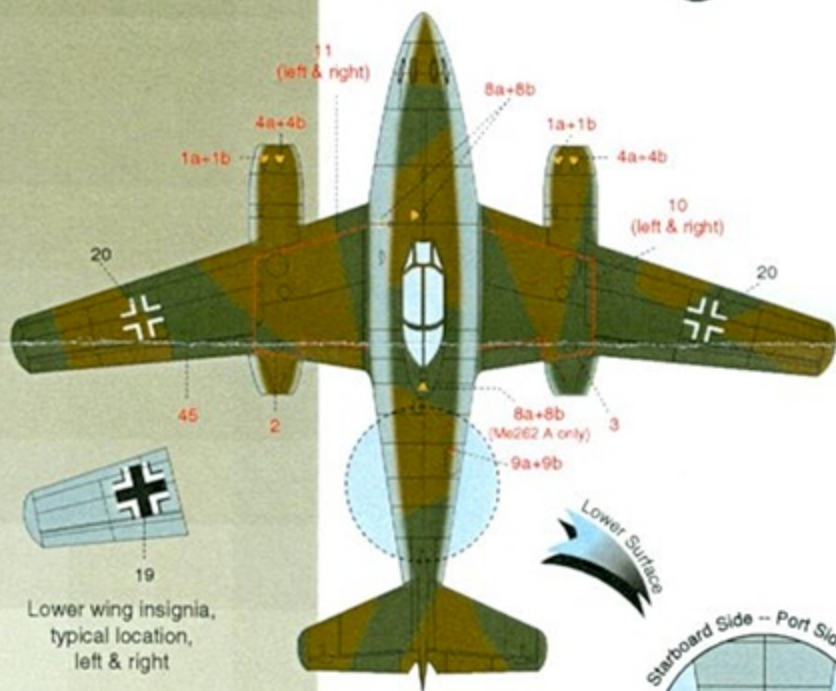


## Stencil Placement

Note Stencils (shown in red letters) apply to all aircraft, or as indicated.



## Typical Me-262 RLM81/RLM82 upper, day camouflage pattern



## References:

1. Model Art Special #367: Messerschmitt Me262
2. Luftwaffe Colors Vol.3 (Monogram Pubs.)
3. The Official Monogram Painting Guide to German Aircraft 1933-1945 (Monogram Pubs.)
4. Aircraft 1933-1945 (Monogram Pubs.)
5. Luftwaffe Painting Guide (Kookaburra Pubs.)
6. War Prizes (Midland Counties Pubs.)
7. Me262 (FAOW, 2/87)
8. Messerschmitt Me262 (MBI)
9. Me262 Schwalbe, Part 1 (AJ Press)
10. Messerschmitt Me262 (Schiffer)
11. Me 262 Btornbird Rising (Hugh Morgan)
12. Plastic Kit Review #12

## Suggested kits:

- DML Me262A
- DML Me262B
- Monogram Me262

## Recommended AeroMaster Warbird Colors Acrylic

1001 Gloss Clear	1026 RLM 75 Grauvlett
1002 Semi-Gls Clr	1027 RLM 76 Lichtblau
1003 Flat Clear	1031 RLM 81 Braunviolett
1004 Tire Black	1033 RLM 82 Dunkelgrün
1013 RLM 22 Black	1034 RLM 83 Lichtgrün

## Recommended AeroMaster Warbird Colors Enamels

9001 Black	9026 RLM 75 Grauvlett
9002 White	9027 RLM 76 Lichtblau
9003 Yellow	9028 RLM 81 Braunviolett
9004 Blue	9030 RLM 82 Dunkelgrün
9005 Red	9031 RLM 83 Lichtgrün
9010 Tire Black	

If you have suggestions for future subject matter, AeroMaster would like to hear from you. Our goal is to provide high quality, well researched decals of unusual and interesting subjects. We value our customers' input, so if you have specific suggestions or photographs of unusual subject matter which you would be willing to share, please contact:

**AeroMaster Decals™**  
3615 NW 20th Ave • Miami, Florida 33142 • USA