




# Seversky P-35A



## HCI553 • 1:48 • WWII U.S. Fighter

**Many P-35A's saw action in the early phases of World War II. Kit features: detailed cockpit • landing gear • precise moldings • authentic markings.**

**Les P-35A étaient utilisés comme avion de chasse au début de la deuxième guerre mondiale. Particularités du kit: • l'intérieur détaillé • train d'atterrissage très détaillés • moulage précis • les marques authentiques.**

**Molti degli P-35A servirono durante la prime fasi della il 2° guerra mondiale. Caratteristiche del modello: • carlinga dettagliata e carrello di atterraggio • dettagli incisi • decals autentici.**

**Die P-35A Jagflugzeuge wurden mit der USAAF im 2. Weltkrieg eingesetzt. Der Bausatz enthält: • detailliertes Cockpit und Fahrwerk • fein eingravierte Details • authentische Abziehbilder.**

**Muchos P-35A pilotearon las unidades de caza durante la primera fase de la 2° Guerra Mundial. Características del kit: • se detallan la cabina del piloto y el aterrizador • marcas auténticas.**



cyanoacrylate glue  
coller cyanoacrylate  
Cyanocrylate kleben  
incollare cyanoacrylate  
pegar cyanoacrylate



painting instructions  
mode d'emploi  
Anleitungen der Farben  
Istruzioni per la verniciatura  
instrucciones sobre la pintura



cut  
couper  
schneiden  
tagliare  
cortar



caution!  
attention!  
vorsicht!  
attenzione!  
atención



bend  
plier  
sich biegen  
piegare  
doblar



alternative  
Alternativ  
alternativo  
alternativa



file / sand  
ponce  
feilspeeln  
lijar



glue  
coller  
kleben  
incollare  
pegar



weight  
à l'échelle  
servoitt  
zavorka  
laste



paint  
peindre  
bemalen  
vermijelen  
pintar



drill or pierce  
percer  
bohren  
forare  
agujerear



decal  
decalcomania  
Abziehbild  
decalcomania  
catcomantias



x2  
two  
deux  
zwei  
dos  
dos



no!  
nein!  
nein!  
no!  
no!





### Read This Before You Begin!

- study the assembly drawings
- each plastic part is identified by number
- check the fit of each piece before cementing
- do not use too much cement to join parts
- model may be painted to match box illustration

### Lisez Ce Qui Suit Avant De Commencer Le Montage!

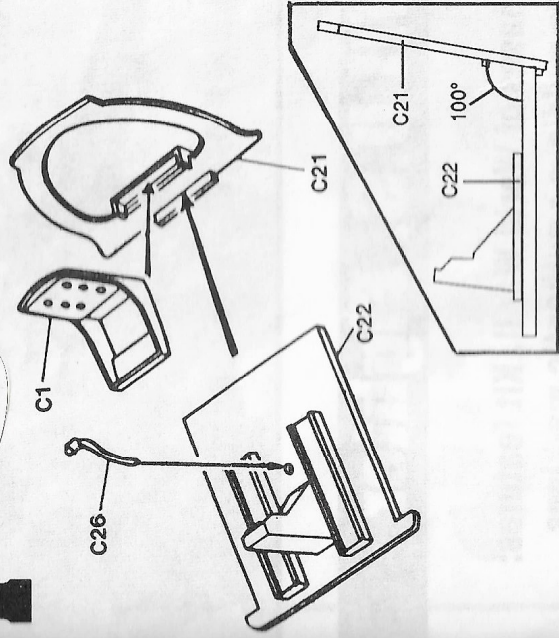
- étudier les schémas d'assemblage
- chaque pièce plastique porte un numéro d'identification
- contrôler que chaque pièce s'ajuste bien conforme aux illustrations
- utilisez uniquement une colle spéciale pour polystyrène
- le modèle peut être peint conformément aux illustrations de la boîte

### Vor Zusammenbau lesen die Anlei!

- studiere die Bauanleitung
- die Plastikteile sind gekennzeichnet durch ihre Nummern
- vor dem Kleben prüfe ob die Teile zusammenpassen können
- benutze nicht zuviel Klebstoff
- die Bemalung des Modells kann auf dem Bockelbild zeigen

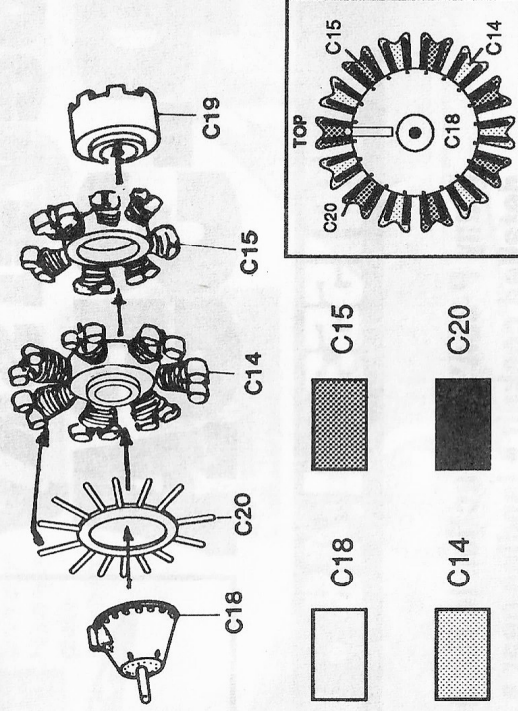
# 1

## Cockpit Assembly / Assemblage de L' Interieur



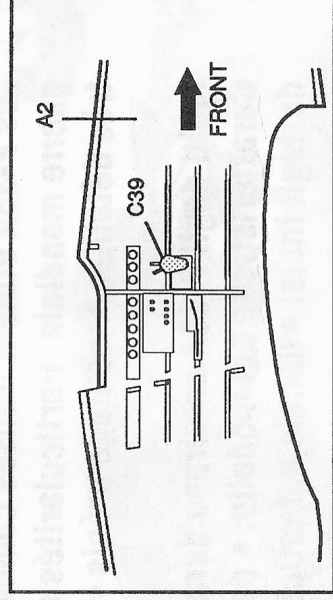
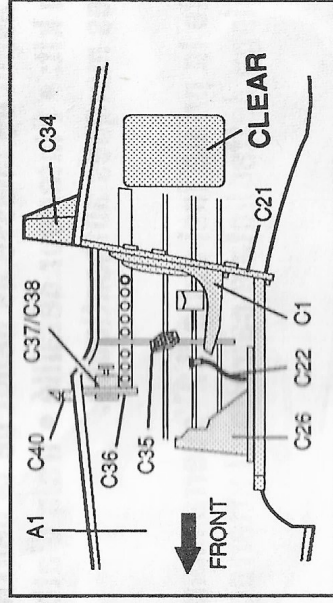
# 2

## Propeller Assembly / Assemblage de Helice



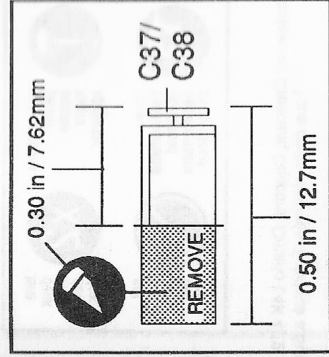
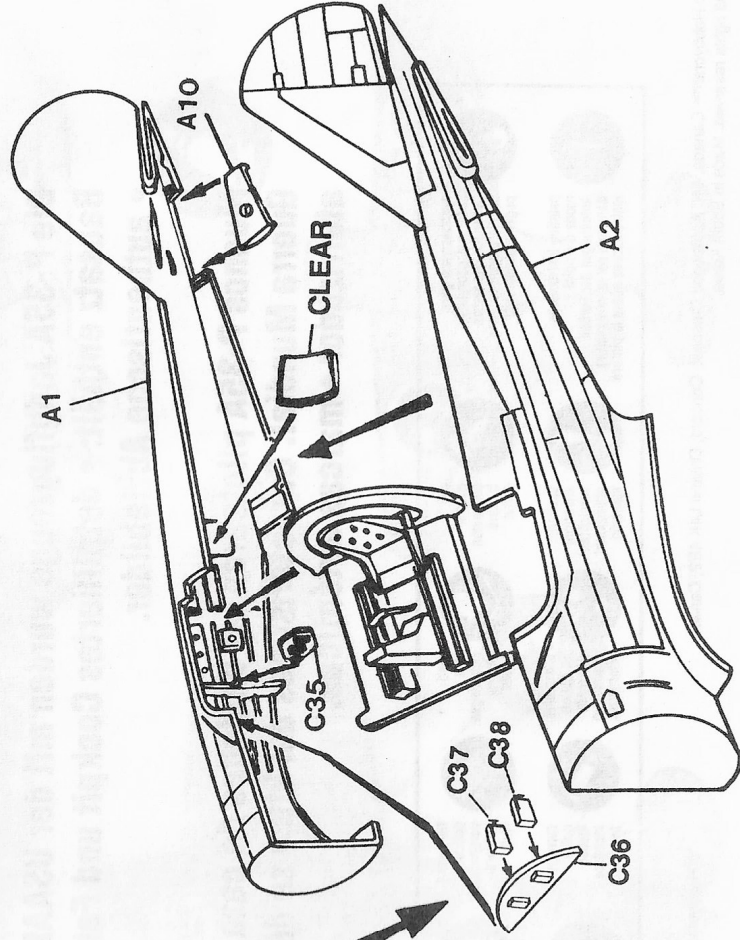
# 3

## Fuselage Assembly / Assemblage du Fuselage



Possible machine gun configurations.

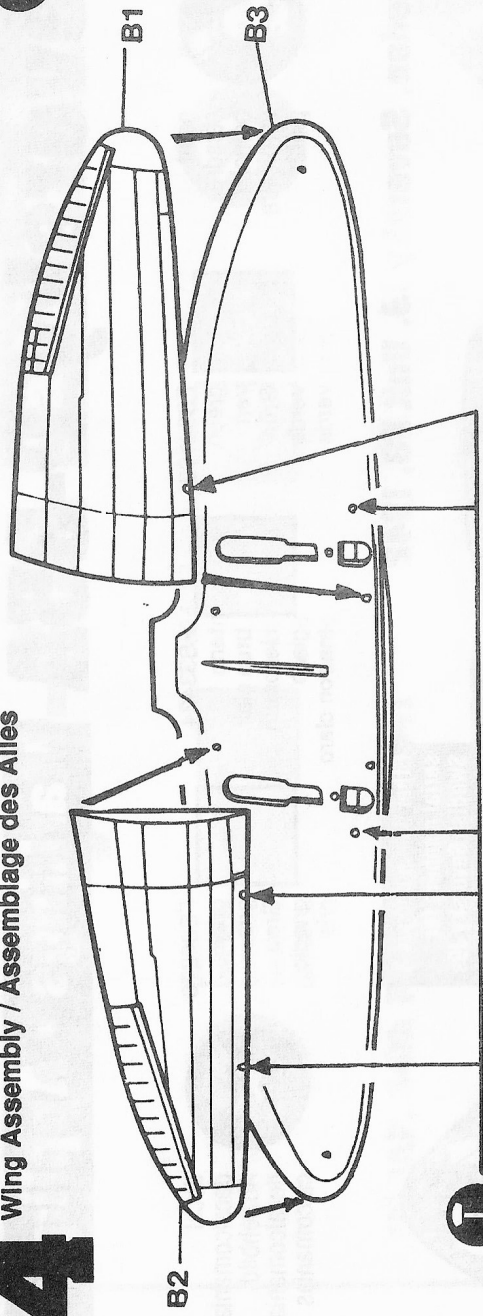
1. 0.30 in./7.62mm X2 (C37/38)
2. 0.50 in./12.7 mm X2 (C37/38)
3. 0.30 in./7.62mm X1 (C37)  
0.50 in./12.7 mm X1 (C38)





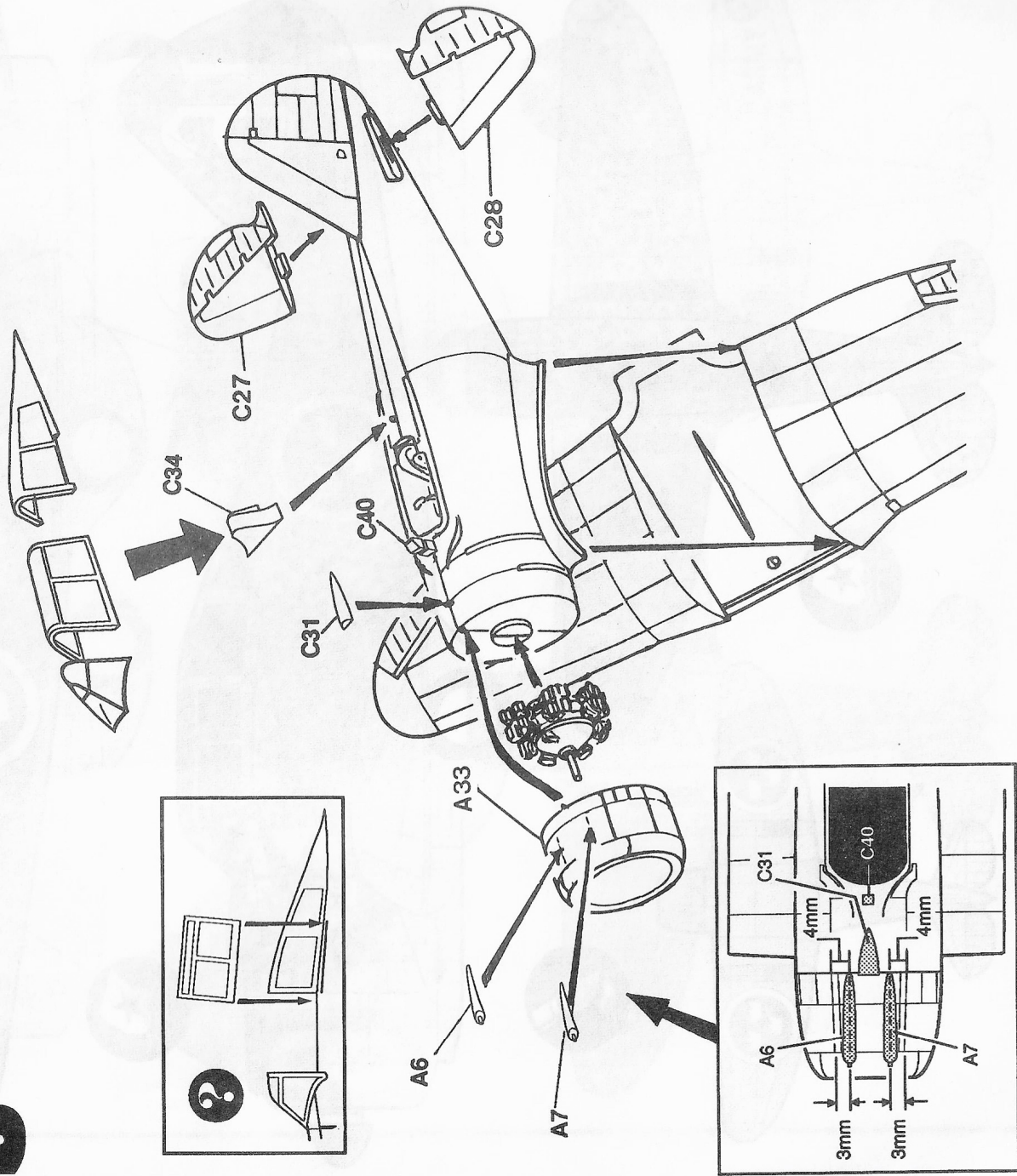
# 4

## Wing Assembly / Assemblage des Ailes



# 5

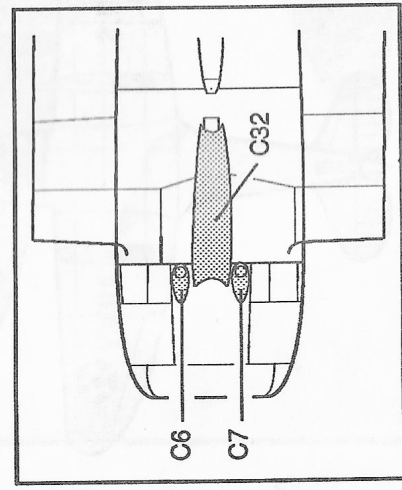
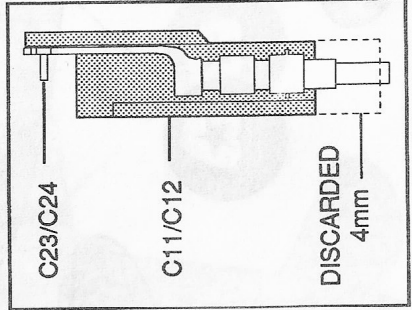
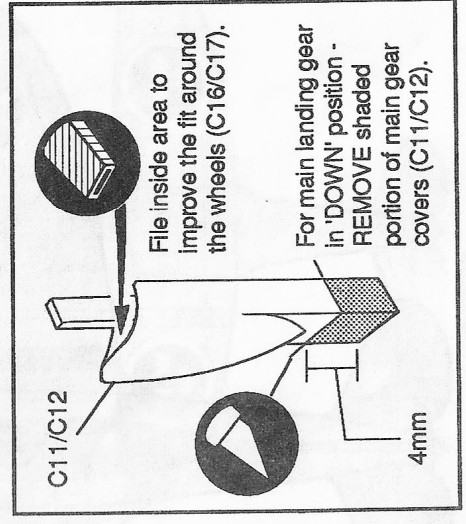
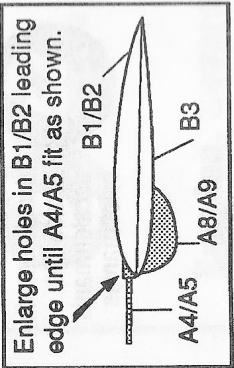
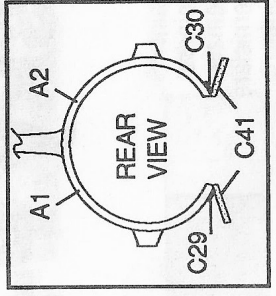
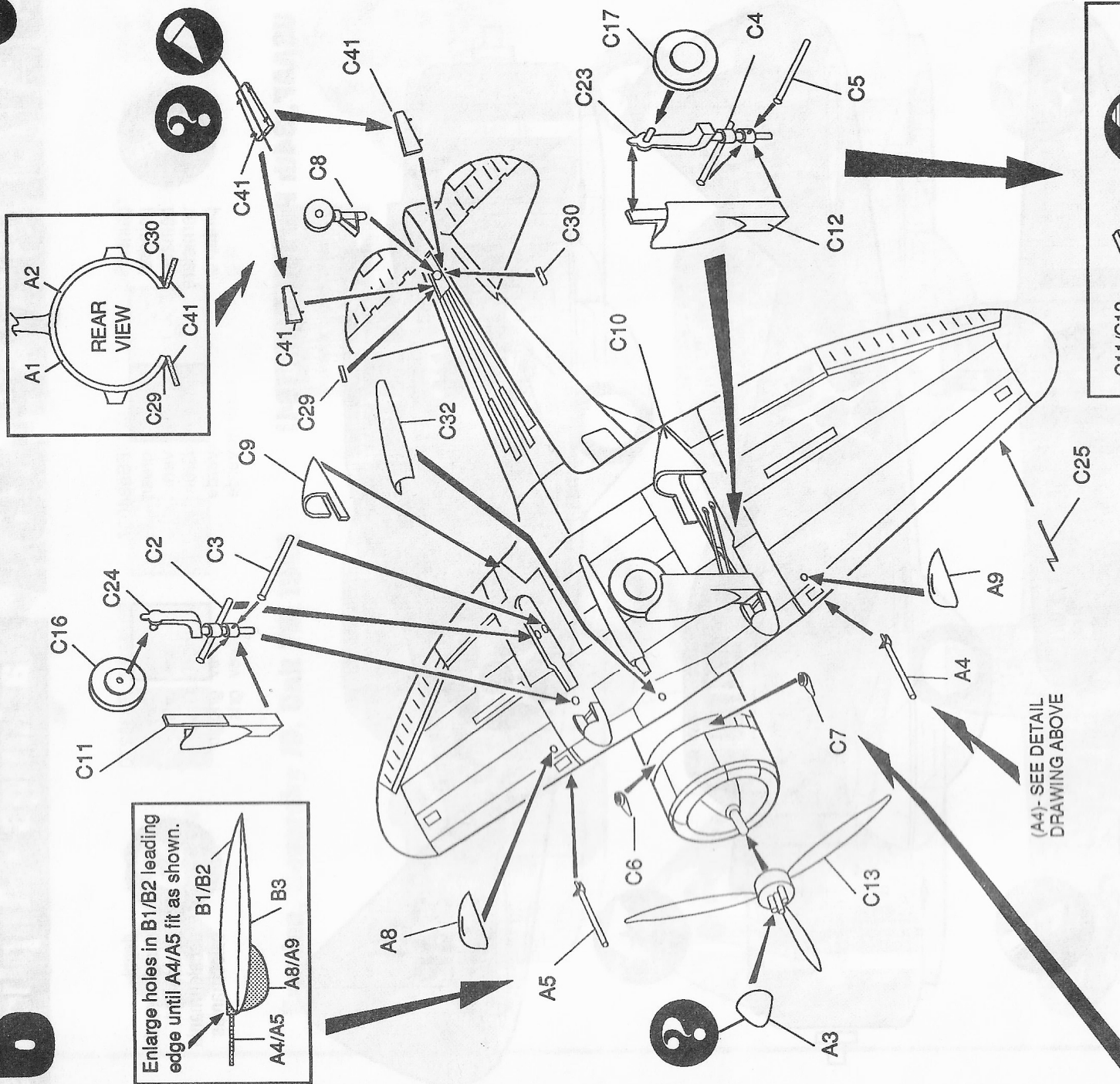
## Wing, Fuselage & Canopy Assembly / Assemblage Ailes, Fuselage & Partie Verriere





# 6

## Landing Gear Assembly / Train D' Atterrissage



(A4)- SEE DETAIL DRAWING ABOVE




# Seversky P-35A Markings • Appliques




paint  
peindre  
bemalen  
verniciare  
pintar

FSa34087



green  
vert  
Grün  
verde  
verde

FS36270

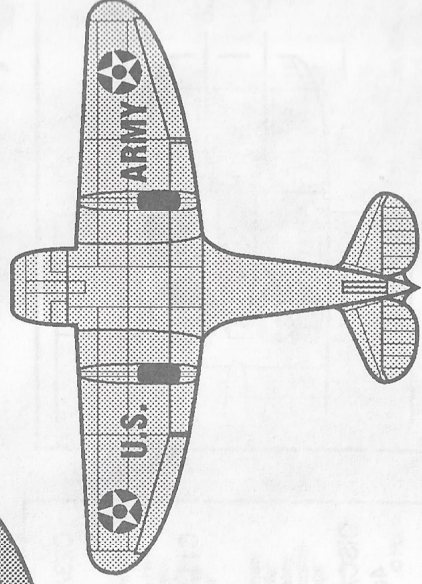
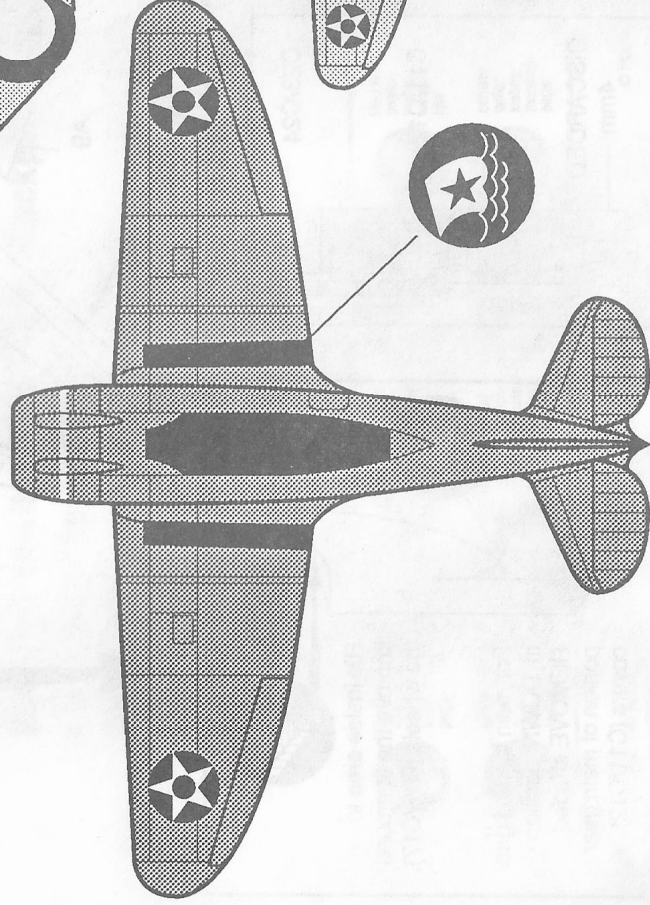
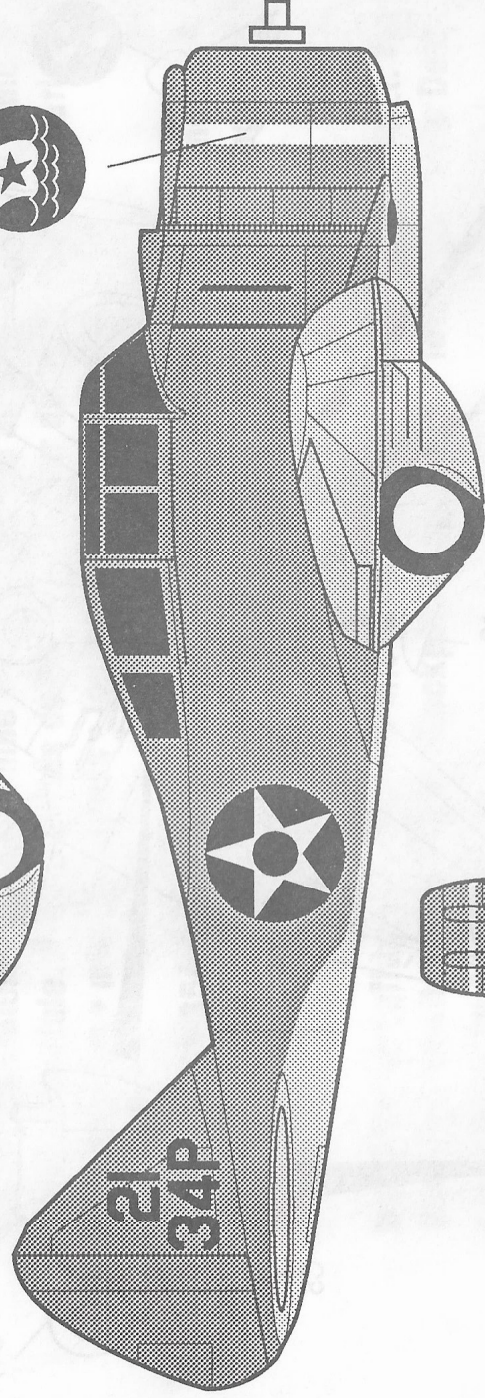
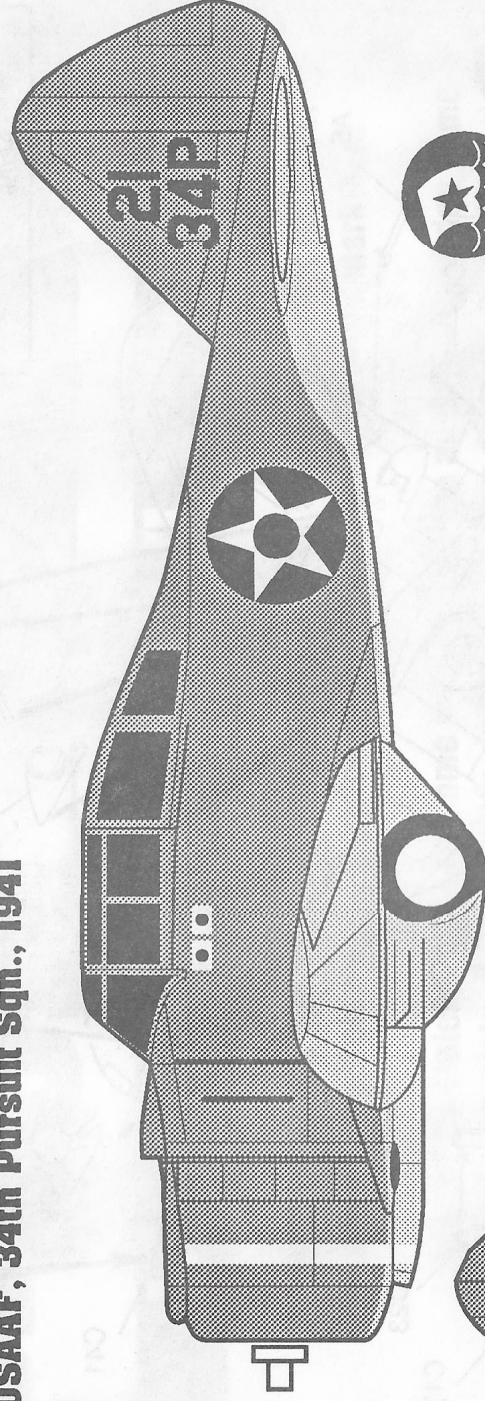


gray  
gris  
Grau  
grigio  
gris



decal  
decalcomania  
Abziehbild  
decalcomania  
calcomanías

**USAAF, 34th Pursuit Sqn., 1941**







# Seversky P-35A Markings • Appliques




paint  
peindre  
bemalen  
verniciare  
pintar



FS34102  
green  
vert  
Grün  
verde  
verde



FS33434  
tan  
brun clair  
Hellbraun  
giallo  
marron claro



FS36270  
gray  
gris  
Grau  
griggio  
gris



decal  
decalcomania  
Abziehbild  
decalcomania  
calcomanias

## Sweden, Seversky J9, Unit F8, 1942

Other bonus badges &  
serial numbers for  
Swedish Seversky J9s  
are supplied.

