


FORCE ONE

1 / 144 Scale
Model Kit


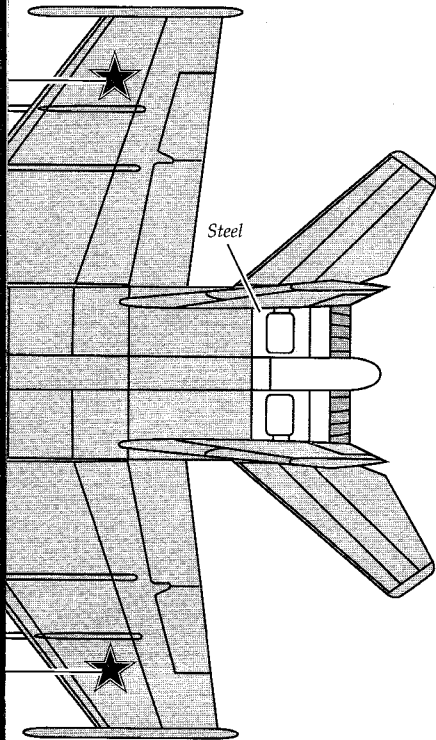


Stock No. 8833
Form No. 099 - 8833



**MIKOYAN
MiG - 25**

FOXBAT



Decal No. 1

ERTL COMPANY
ways 136 & 20,
ville, Iowa 52040
IN THE U.S.A.

MIKOYAN-GUREVICH MiG-25 FOXBAT

The MiG - 25 Foxbat was originally conceived in the late '50s as a possible counter to an American airplane that never went into production. This airplane was the futuristic North-American B-70 "Valkerie", supposedly a Mach 3, 70,000-ft strategic bomber. Although the B-70 never went into production (two test aircraft were built, one of which survives at W.P. Air Museum), development went ahead on an interceptor that could fly at Mach 3 and at altitudes above 70,000 feet. Code named E-226 during development, the first prototype to reach a Mach-3 speed flew in 1967. The E-226 did not reach production until three years later when it was re-named as the MiG - 25.

To reach the speeds necessary, a lot of compromises were made. The large simple turbo - jets were configured for high-Mach speed and consequently operated poorly during slow flight. The large air intakes act rather like ram-jets at high speeds and the thin delta type wings only work well in this operating mode. When flying slow, the MiG-25 has a slight nose-up attitude and does not respond well. Code-named Foxbat by NATO, it is mostly a straight-line, high - speed air aircraft. There are two main types of Foxbat, The "A" and the "R". The MiG - 25A is an interceptor and is armed with a huge missile, the AA6 "Acrid", of which it can carry up to (4). It can also carry other standard Soviet missiles. The other variant is the MiG - 25R, a reconnaissance aircraft for which the high flying fast Foxbat is well suited. Although no match for the American SR-71, it still can fly fast enough to over-fly countries the Soviets are interested in without too much danger of interception.

The existence of the Foxbat was probably a strong influence in the development of the American F-15, which is now America's top air-superiority fighter. The Mig - 25 Foxbat's high-mounted thin swept-back wings, large slanted square air intakes and twin-tails were a clear breakthrough in aerodynamic development and preceded many of today's modern aircraft designs.

IMPORTANT

Before you begin to assemble your model kit, study the instructions carefully. This will help you to familiarize yourself with the part locations as you proceed. Prior to cementing parts together, be sure to "TEST FIT" them in order to assure proper alignment and also to check for excess "FLASH" that may occur along parting lines. Use a sharp hobby knife or file to remove flash if necessary.


If you wish to paint your model, various sub-assemblies and components should be painted before any parts are attached. During assembly, you may note that the recommended color is stated after the part name.

This model kit is molded from the finest high-impact styrene plastic. Use only paints and cements which are specifically formulated for styrene. Read all labels and warnings carefully.

Because the cement will only adhere to bare plastic, it is necessary to remove any paint or "plating" from the area to which the cement is to be applied.

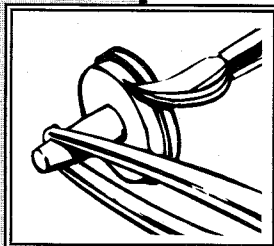
HOBBY KNIFE

Use a sharp hobby knife to remove parts from the trees. Some parts may appear to have an extra "tab" on them, these should be removed.




TWEEZERS

Tweezers are handy for holding very small parts during assembly or painting.



CEMENT

We recommend the use of liquid polystyrene cement. Apply with a fine brush or toothpick. Use cement sparingly or a sloppy job will result.



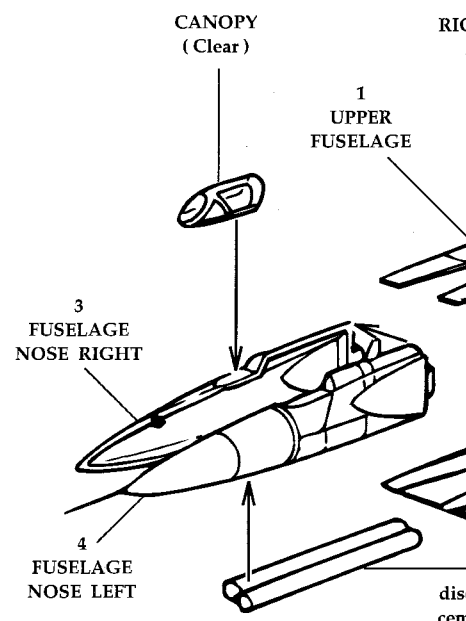
We take great pride in providing the finest model kits available, giving strong attention to detail and craftsmanship. Should you have any difficulty with assembly or missing parts, please call the appropriate number listed below between the hours of 8:00 am to 4:30 pm central time, Monday through Friday.

In IOWA (toll free) 1 - 800 - 942 - 4618

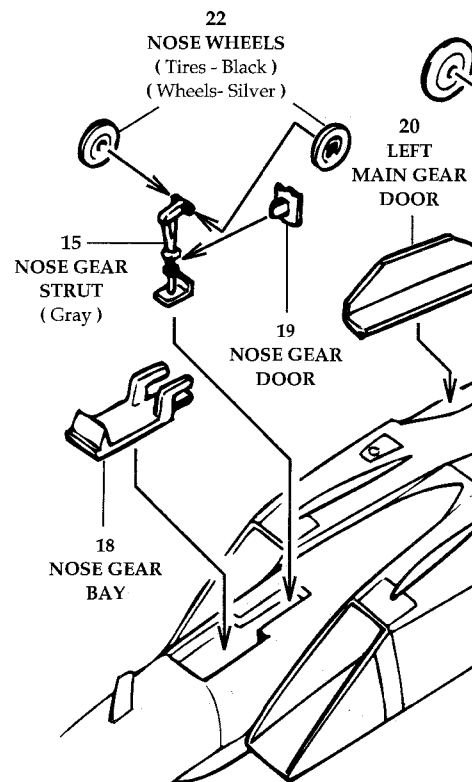
Elsewhere in the U.S.A. (toll free) 1 - 800 - 553 - 4886

Outside of the United States call 1 - 319 - 875 - 2000

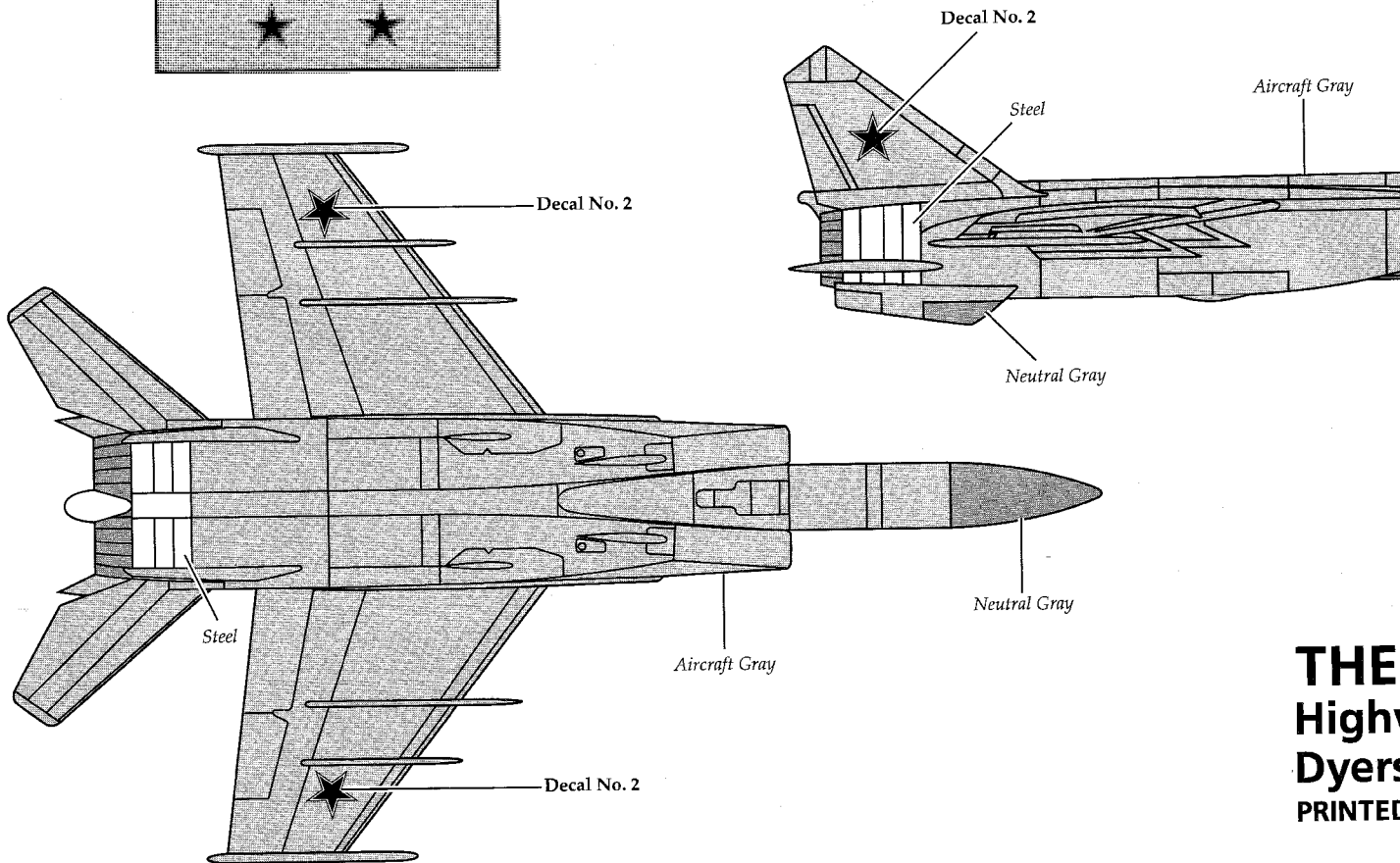
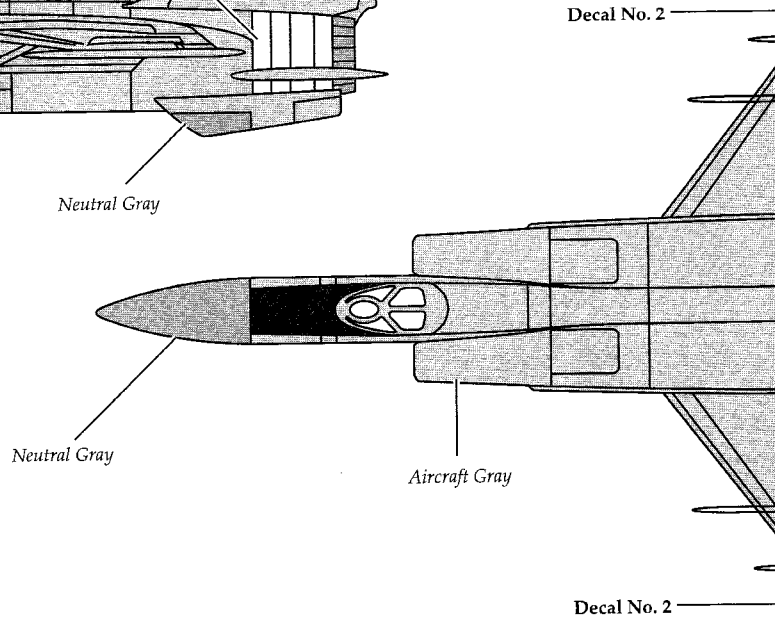
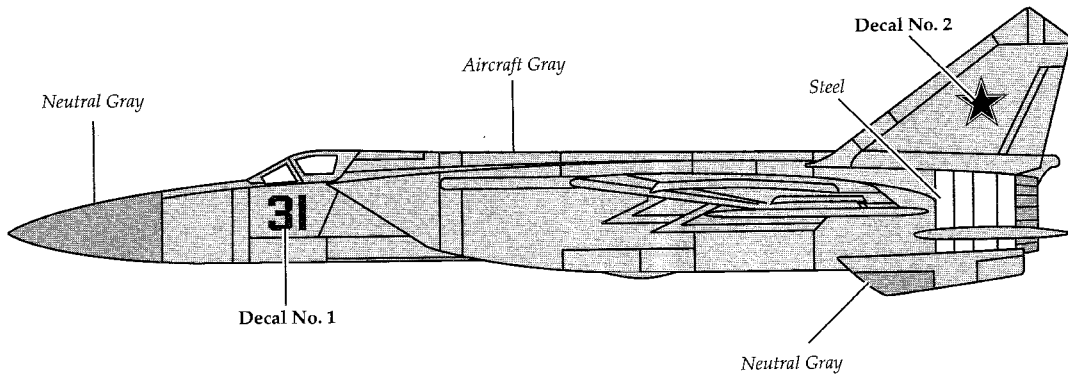
1



3



DECALING - PAINTING



**THE
High
Dyers
PRINTED**