


Ages **15** and Up

Part Number **971**



IMPORTANT - READ THIS FIRST

- Before assembling model, study pictures carefully.
- This model kit is molded of styrene plastic and resin. Use only styrene-compatible glues or cements for styrene. Cyanoacrylate (super glue) is recommended for resin parts, and may also be used on the styrene parts, if desired.
- Apply cement to inside surfaces only; avoid getting cement on outer surfaces of model sections.
- Use cement sparingly and avoid getting cement on hands, so as not to mar or smear the plastic surfaces.
- Do not hurry; work carefully and patiently.
- Before cementing, it is advisable to assemble parts dry (without cement) so that you may familiarize yourself with the parts and how they fit together, noting the points where cement is to be applied.
- For best results assemble model in the order indicated.
- Note that this kit includes extra parts that are not needed for this version of the kit. See step 1D for details.

CREATURE FROM THE BLACK LAGOON

A scientific expedition to the Amazon leads to the discovery of a prehistoric, previously unrecorded species, a ferocious creature that seems to be half-man and half-fish. A missing link between the denizens of the sea and those who walk on land, the **Creature** is the last of his kind. And he is looking for a mate...

Making its debut in 1954, **Creature from the Black Lagoon** boasted what is arguably the finest "man-in-suit" monster ever created. Highlighted by a realistic creature design, the finely crafted suit consisted of clever mechanics that allowed the actor to perform underwater, making the "gill man" one of the most believable monsters to grace the silver screen. **Creature from the Black Lagoon** was groundbreaking in other regards as well: it featured the first use of 3D underwater photography in a commercial motion picture.

MOEBIUS MODELS

5515 Moreno St., Montclair, CA 91763
moebiusmodels.com




Creature from the Black Lagoon is a trademark and copyright of Universal Studios. Licensed by Universal Studios Licensing LLC. All Rights Reserved.

Prototype model shown was assembled and finished by a professional modeler. Paint and glue required for assembly — not included. ©2018 Moebius Models. All Rights Reserved. Made in China.

INSTRUCTIONS FOR ASSEMBLING

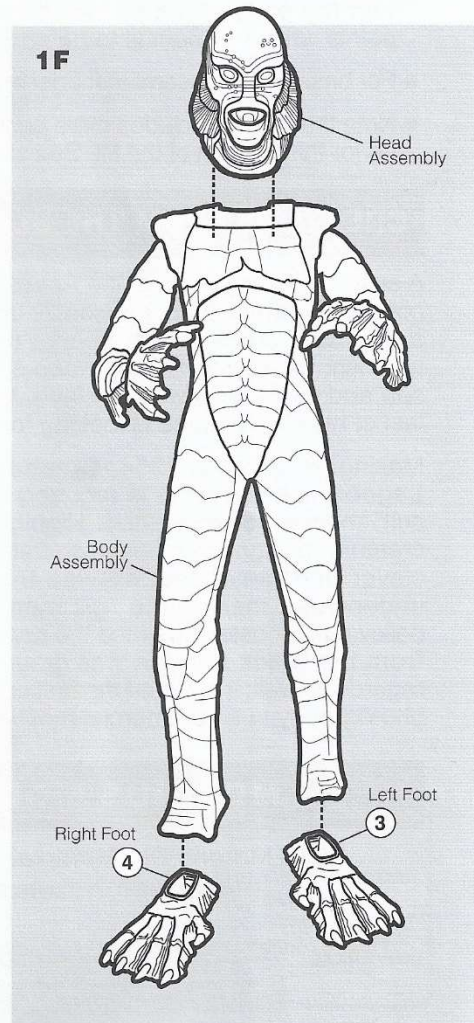
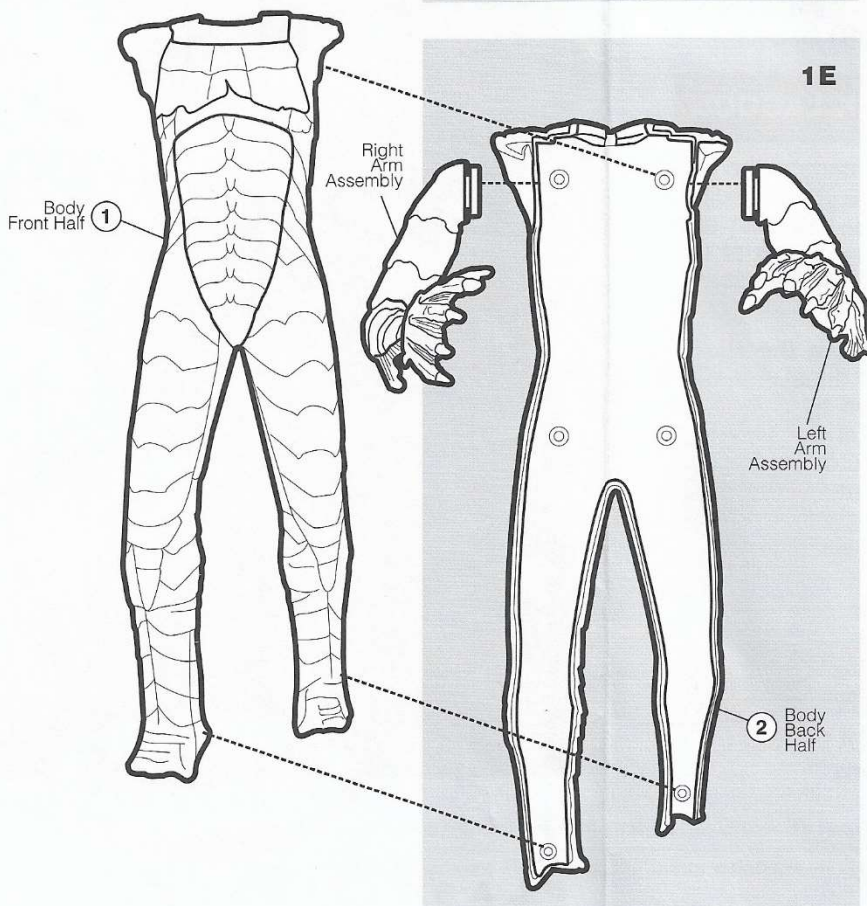
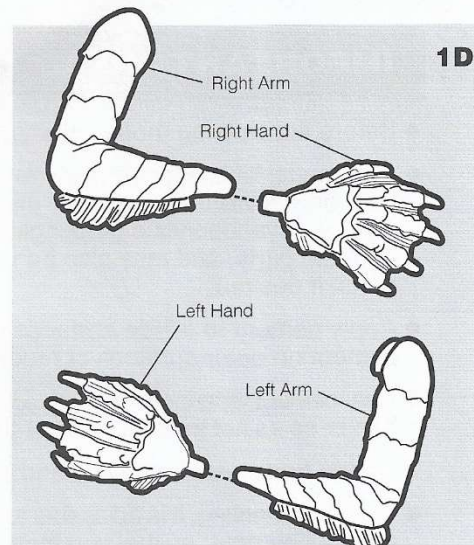
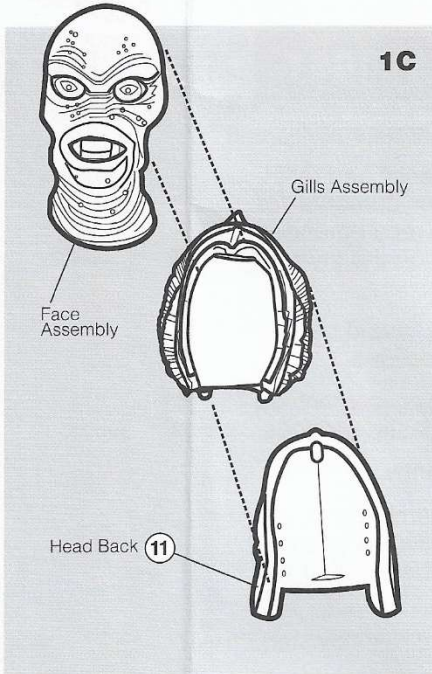
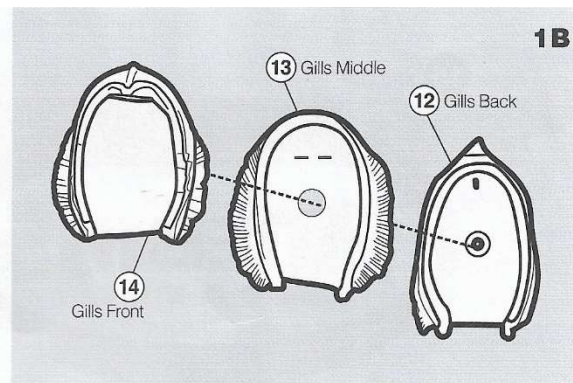
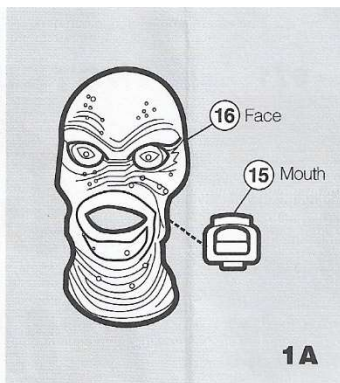
CREATURE FROM THE BLACK LAGOON™



PLASTIC ASSEMBLY KIT

1 THE CREATURE

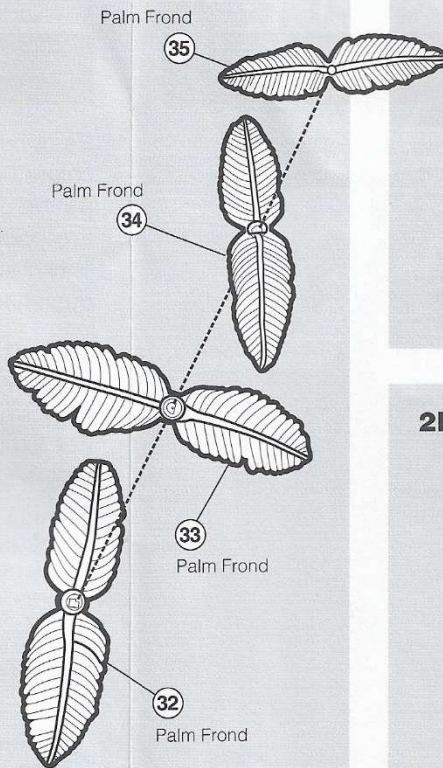
- A** Cement **Mouth** (#15) into **Face** (#16).
- B** Cement the **Gills Front** (#14), **Gills Middle** (#13) and the **Gills Back** (#12) together as shown.
- C** Cement the **Face Assembly** to **Gills Back** (#11). Set the completed **Head Assembly** aside.
- D** Cement **Right Hand** to **Right Arm** and **Left Hand** to **Left Arm**. **NOTE: Arm and Hand parts are cast resin; it is recommended to use cyanoacrylate (super glue) to cement these parts to each other and to the body. (IMPORTANT: Note that parts #5, #6, #7, #8, #9 & #10 are NOT USED in this version of the kit.)**
- E** Cement **Body Front Half** (#1) to **Body Back Half** (#2) trapping **Right and Left Arm Assemblies** in place.
- F** Cement **Feet Right** (#4) and **Left** (#3) to legs. Cement the **Completed Head Assembly** in place on torso. Set the **Creature** aside for now.



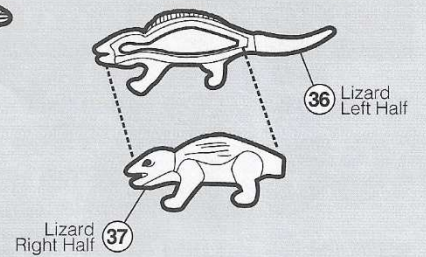
2 BASE

- A** Cement **Palm Fronds** (#35, #34, #33 & #32) together in the order as shown.
- B** Cement **Lizard Left** and **Right Halves** (#36 & #37) together.
- C** Cement **Palm Fronds Assembly** and **Nameplate** (#39) to **Base** (#31). Place completed **Lizard** and **Fossil Arm** (#38) on **Base**.
- D** Cement the **Creature Figure** to the completed **Base Assembly**.


2A



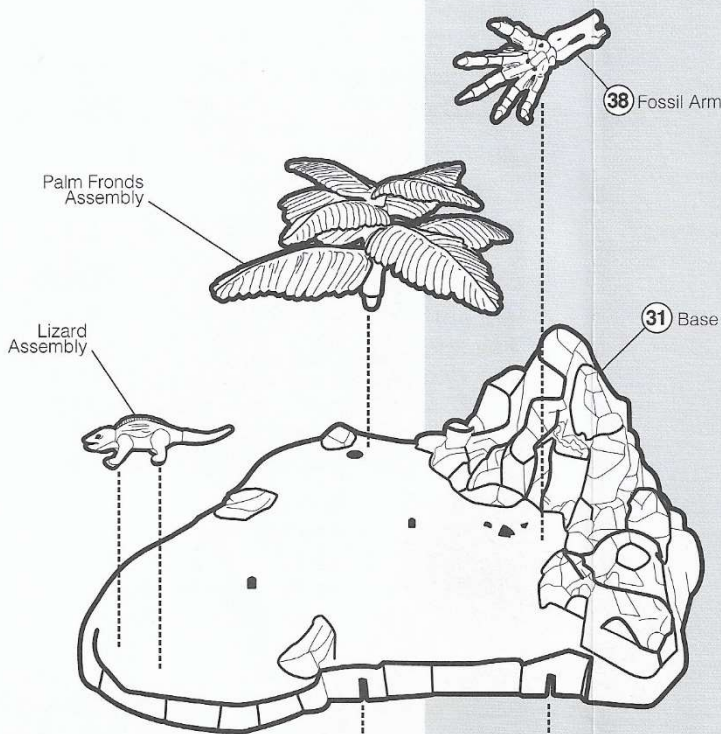
2B



2D

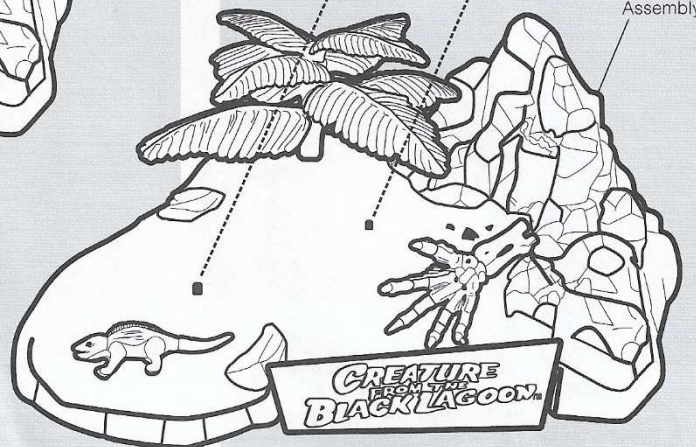


2C



Nameplate 39

Base Assembly



CREATURE FROM THE BLACK LAGOON

SUGGESTED PAINT COLORS

- **Creature**..... Olive Green skin with hints of **Brown**.
Yellow eyes. **Dark Pink** mouth and lips.
- **Base**..... Gray rocks, Tan sand,
Green palm leaves.
- **Lizard**..... Light Green.
- **Fossil** Off-white.

A clear gloss
overcoat on details
like the lips and eyes
provide a realistic
"moist" appearance.



A combination of **washes** and **drybrushing** can be used on the Creature's skin to enhance texture and depth.

Skin texture has been given random "freckles" of **dark brown** and **light yellow** to add realism and interest.

The rocks have been painted a base color of **medium gray**. A **wash** of **dark gray** along with a **drybrush** of **light gray** has been used to create additional depth and weathering.

PAINTING TIPS

Paint colors listed are only suggestions; feel free to choose colors that you feel are more accurate or more to your liking. As the original film was shot in black and white, exact colors are open to interpretation. You may even consider doing a "silver screen" version of the kit, in black and white and various shades of gray for a truly screen-accurate look.

BUILD AND PAINT IN STAGES

Build and paint in sub-assemblies, and in some cases, individual parts, to simplify the building and painting process. For example, it will be easiest to paint the Creature's mouth before gluing it inside his face.



Creative Consultant **Frank Winspur** • New Product Manager **Dave Metzner** • Art Director **Bob Plant**
Sculpt **Adam Dougherty** • Build Up Model **David Fisher** • Special Thanks to **Bob Burns**

For lost or missing parts
please contact us at:
customerservice@moebiusmodels.com
Please include kit number and part
number. Missing parts will be replaced
at no charge, but a shipping and
handling fee of **\$2.95** is required.



1/8 SCALE • SKILL LEVEL 2 • AGES 18 & UP



CREATURE FROM THE BLACK LAGOON

PLASTIC ASSEMBLY KIT



THERE ARE MANY STRANGE LEGENDS IN THE AMAZON.



THERE IS ONLY ONE CREATURE FROM THE BLACK LAGOON.

A scientific expedition to the Amazon leads to the discovery of a prehistoric species, a ferocious creature that seems to be half-man and half-fish. A missing link between the dangers of the sea and those who walk on land, the Creature is the last of his kind. And he is looking for a mate.

Moesius Models' 1/8-scale precision-tooled model features authentic detailing, and includes nameplate and complete instructions. Fully assembled kit measures 10.5 inches high, 7.5 inches wide and 8 inches deep. Cement and paint are required for assembly, sold separately.

