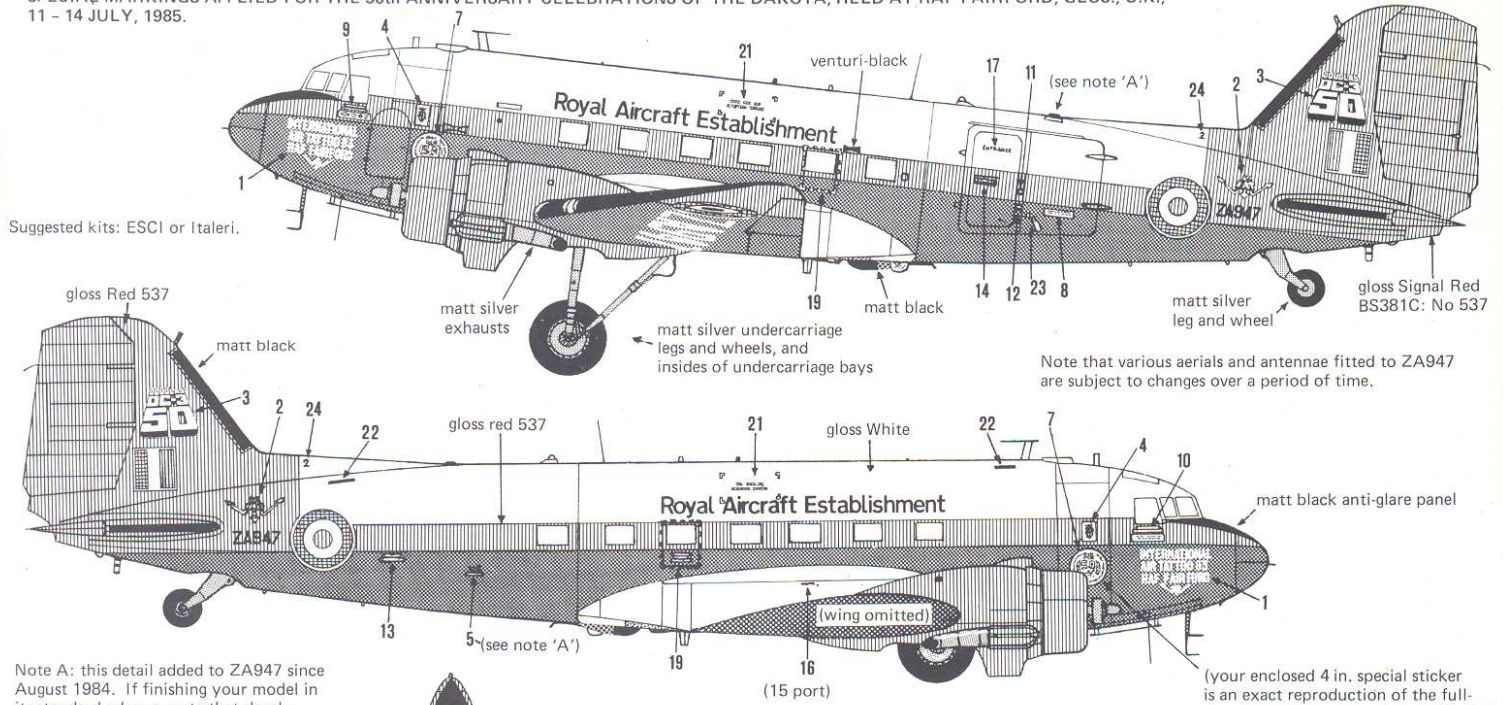


# MODELDECAL

set no  
**79**  
1:72 scale

MoD (PE): DAKOTA C3, RAE - 50th Anniversary / IAT Fairford; HUNTER T7 - RAE + RAF / IAM; GAZELLE HT3, ETPS: ('raspberry ripple' schemes)

DOUGLAS DAKOTA C.3, ZA947, ROYAL AIRCRAFT ESTABLISHMENT, FARNBOROUGH, HANTS., JULY 1985.  
SPECIAL MARKINGS APPLIED FOR THE 50th ANNIVERSARY CELEBRATIONS OF THE DAKOTA, HELD AT RAF FAIRFORD, GLOS., U.K., 11 - 14 JULY, 1985.

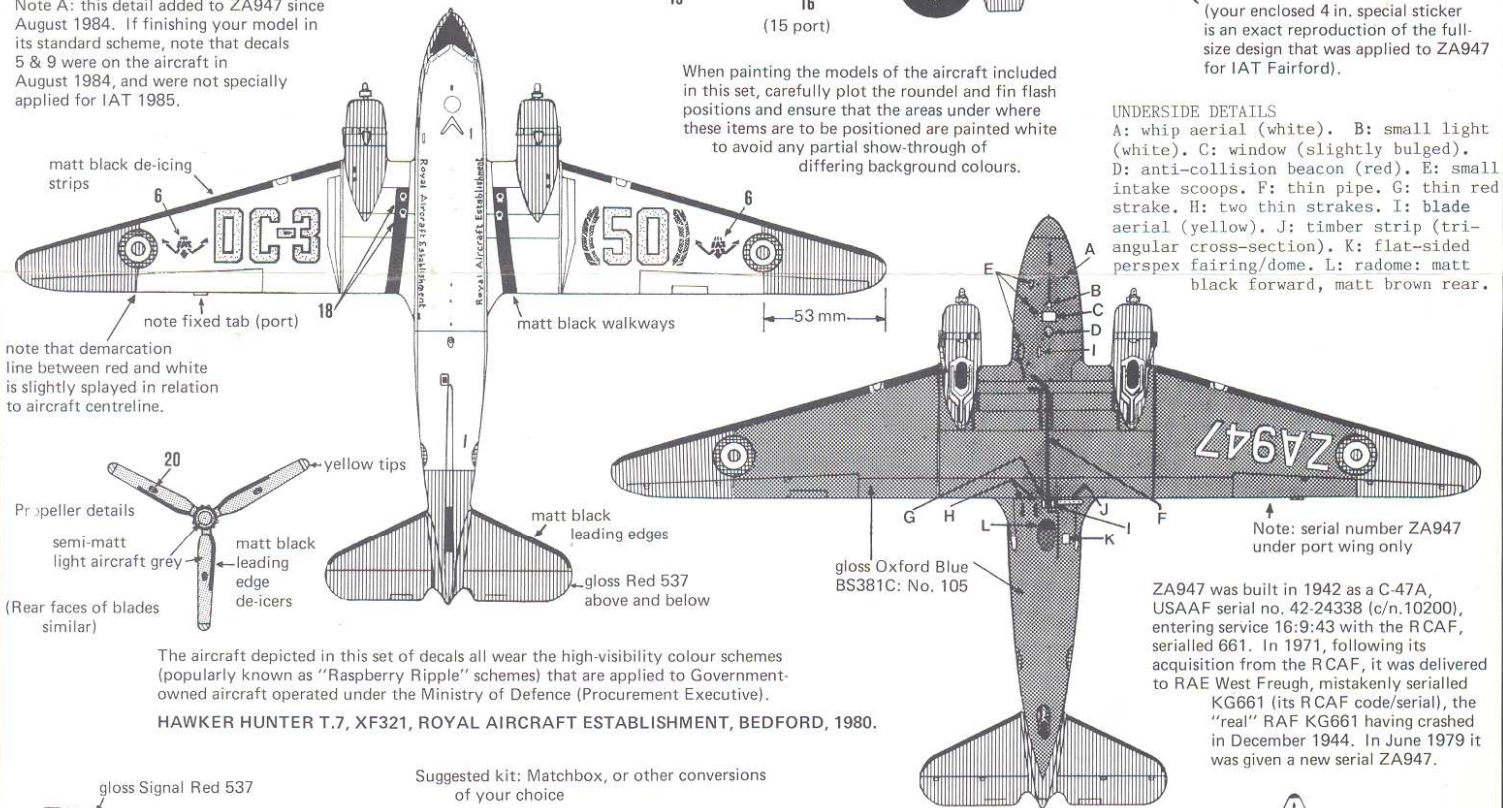


Note A: this detail added to ZA947 since August 1984. If finishing your model in its standard scheme, note that decals 5 & 9 were on the aircraft in August 1984, and were not specially applied for IAT 1985.

When painting the models of the aircraft included in this set, carefully plot the roundel and fin flash positions and ensure that the areas under where these items are to be positioned are painted white to avoid any partial show-through of differing background colours.

**UNDERSIDE DETAILS**

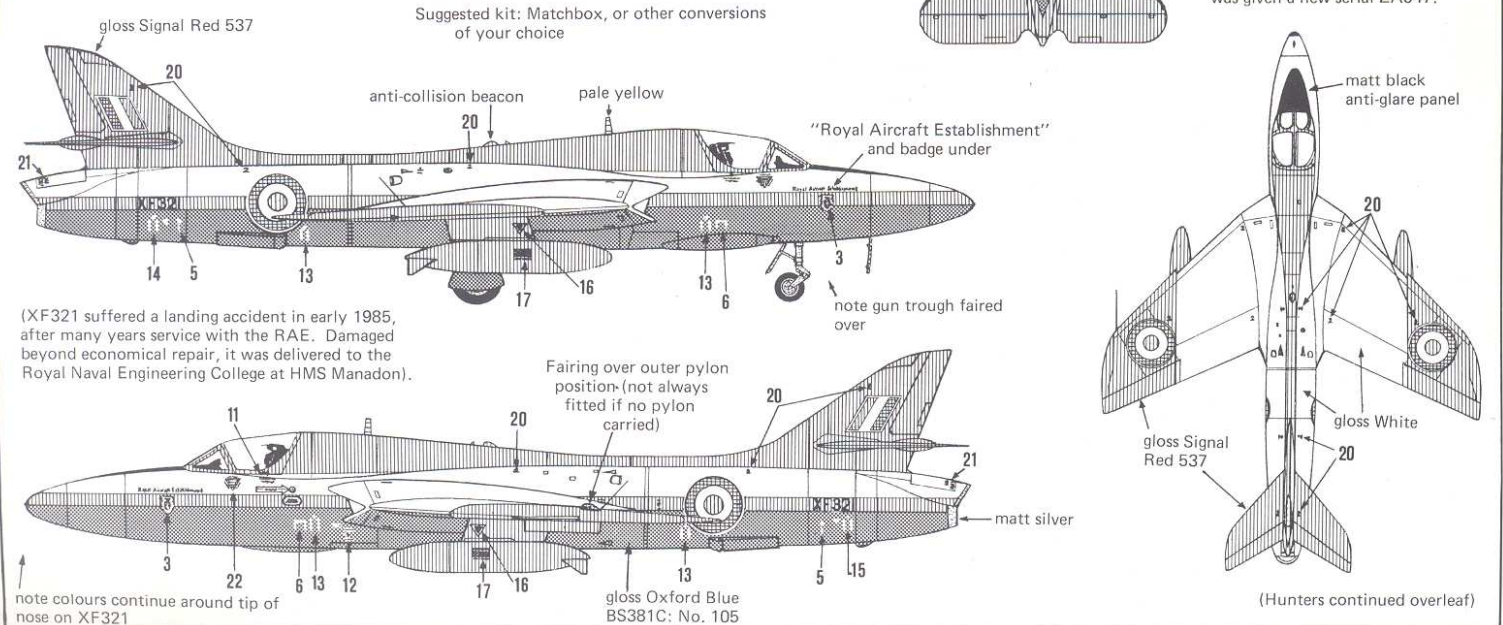
A: whip aerial (white). B: small light (white). C: window (slightly bulged). D: anti-collision beacon (red). E: small intake scoops. F: thin pipe. G: thin red stripe. H: two thin stripes. I: blade aerial (yellow). J: timber strip (triangular cross-section). K: flat-sided perspex fairing/dome. L: radome: matt black forward, matt brown rear.



The aircraft depicted in this set of decals all wear the high-visibility colour schemes (popularly known as "Raspberry Ripple" schemes) that are applied to Government-owned aircraft operated under the Ministry of Defence (Procurement Executive).

HAWKER HUNTER T.7, XF321, ROYAL AIRCRAFT ESTABLISHMENT, BEDFORD, 1980.

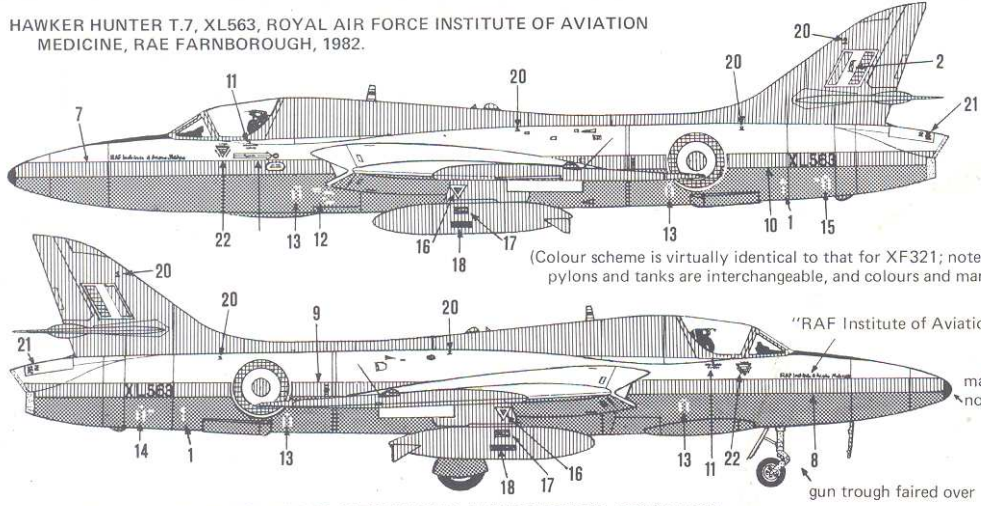
ZA947 was built in 1942 as a C-47A, USAAF serial no. 42-24338 (c/n.10200), entering service 16:9:43 with the RCAF, serialled 661. In 1971, following its acquisition from the RCAF, it was delivered to RAE West Freugh, mistakenly serialled KG661 (its RCAF code/serial), the "real" RAF KG661 having crashed in December 1944. In June 1979 it was given a new serial ZA947.



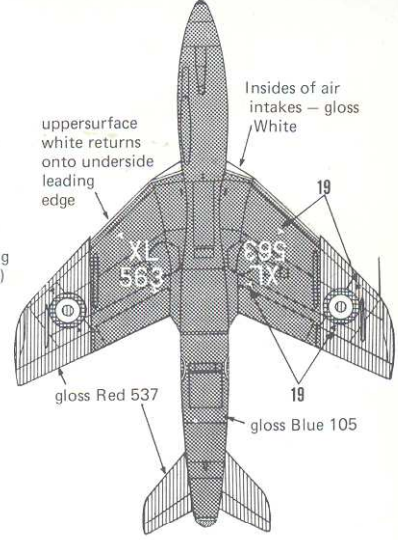
(XF321 suffered a landing accident in early 1985, after many years service with the RAE. Damaged beyond economical repair, it was delivered to the Royal Naval Engineering College at HMS Manadon).

note colours continue around tip of nose on XF321



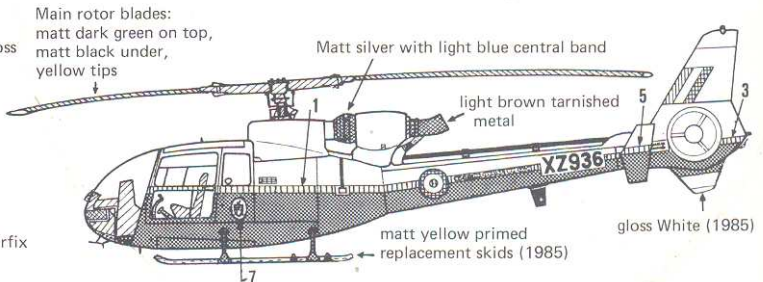
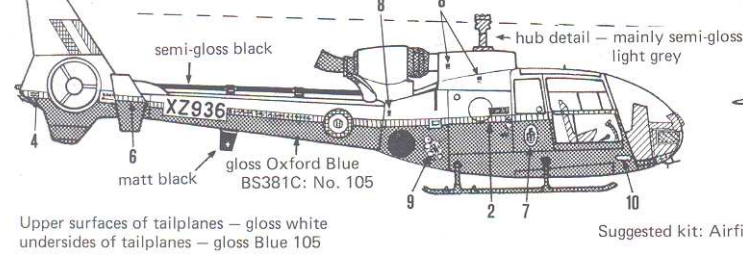


(Colour scheme is virtually identical to that for XF321; note that underwing pylons and tanks are interchangeable, and colours and markings can vary)



uppersurface white returns onto underside leading edge  
Inlets of air intakes - gloss White  
gloss Red 537  
gloss Blue 105

WESTLAND - AEROSPATIALE GAZELLE HT.3, EMPIRE TEST PILOTS SCHOOL,  
A & AEE BOSCOMBE DOWN, 1982-5



GENERAL NOTES: the following colours are suggested for cockpit interiors: matt medium grey for general surfaces of the Hunter and Gazelle, matt black for the Dakota, with detailing of certain parts such as ejection seats in the Hunter, consoles and coamings picked out in matt black. Ejection seat headrests are generally matt buff or dark green, with parachute and survival packs, harnesses etc. in matt dark blue, buff or dark green. Seat upholstery in the Gazelle - dull green leathercloth, with blue harnessing; such colours are variable as seating etc. is changed from time to time. If you wish to super-detail cockpit and internal areas, you will need to research further.

The RAE's Dakota C.3, ZA947, was one of a number of immaculately finished Dakotas that appeared in the static park at the 1985 International Air Tattoo at RAF Fairford in July 1985, in celebration of the type's fifty years in service. Generously loaned by the Royal Aircraft Establishment at Farnborough for the purpose, ZA947 was to be one of the star attractions at the Tattoo, and as in previous years artist Wilf Hardy was commissioned to design and apply the IAT's own special adornments to this already attractive aircraft. This work was carried out at Farnborough by Wilf Hardy, in company with Clive Wright (Managing Director of the British Transfer Printing Co. Ltd., who provided the special stickers and materials for decoration), Allan Wood (painter and finisher from the A & AEE at Boscombe Down), and Kelvin Gosnell (freelance aviation journalist); with the assistance of the staff of 'A' Shed at the RAE, the Dakota was finished in time to fly into Fairford for the press day on 11 July. It should be added that Wilf and his team had to overcome a problem more usually encountered by modellers, namely that of applying decals over large areas of heavily rivetted skinning, and something to which the self-adhesive vinyl sheeting and stickers didn't take too kindly! Ironically, some of the Dakota kits available have rather over-emphasised sunken panel lines and no rivet detail at all, so this problem may not arise for anyone using these decals! As an additional commemorative item, we thought you might like the enclosed 4 in. diameter sticker, which is an exact reproduction of the large gold and black sticker applied to ZA947. This particular sticker, which we have had specially printed for us by the British Transfer Printing Co. Ltd. and courtesy of Wilf Hardy, is only available with this set of decals. We would particularly like to thank Wilf Hardy for his generous assistance with, and kind permission to reproduce, the copyright designs specially applied to ZA947.

In keeping with ZA947 in its 'raspberry ripple' scheme, other subjects included with this set are in similar finish. Both Hunter T.7s were repainted in this scheme in the mid-1970s, there being slight variations in the finishes of each over subsequent years. XL563 of the RAF Institute of Aviation Medicine was previously in a white scheme with red trim, while XF321 was at one stage with 56 Sqn. The RAF Institute of Aviation Medicine is one of the long-standing 'lodger' units at the RAE Farnborough, its contributions to all aspects of aircrew safety and efficiency being recognised the world over. The Empire Test Pilots School, itself at Farnborough until 1968, resides at the A & AEE Boscombe Down, where it operates a variety of types, amongst which is the Gazelle HT.3 XZ936. Its finish has shown slight variations during the last few years, as noted on the drawings.

Instrument panel decals: paint a small area of thin plastic card gloss medium grey, and when dry apply decal; cut panel in shape and apply. (Note that no instrument panel is provided for the Dakota, this item being invisible anyway in a completed model.)

Application of decals: cut out each subject and wet backing in warm water for a few seconds to release decal; prolonged soaking will impair adhesion. Place item close to required position and slide decal into location; gently press on with a damp cloth to remove excess water and allow to dry. The thin tough varnish will allow the decal to 'bed down' on raised or sunken detail. We do not guarantee the successful use of special decal application systems involving solvents etc., as these may not be compatible with the varnish coatings we use; apart from standard varnish sealing coats before and after application if desired, no other steps are necessary or recommended.

Modeldecals gratefully acknowledge the kind assistance of W.R.R. Hardy, L.G. Vowles and A. Wood during the preparation of these decals.

Decals and instruction sheets designed and produced in Great Britain by Modeldecals, and marketed through their sole distributors, Messrs. Modeltoys, 246 Kingston Road, Portsmouth, Hants. PO2 7LR, England, to whom all individual and overseas trade enquiries should be addressed. Modeltoys, who specialise solely in plastic kits and associated technical references for the scale modeller, operate a retail shop at the above address, and a 'by return' reliable mail order service for both UK and overseas customers. For the latest additions to the range and sets currently available please refer to Modeltoys advertisements.



1. The RAF Institute of Aviation Medicine Hunter T.7, XL563, at the 1977 Air Tattoo at Greenham Common, 25/26 June. On this occasion it had a replacement rudder fitted, this being light grey, and it was soon sprayed in the normal red 537. 2. The ETPS Gazelle HT.3, XZ936, seen in its 'raspberry ripple' finish at Middle Wallop's display, 23 July 1982; at this time it sported a long nose-mounted pitot boom finished in Blue 105 with dayglo orange-red rings. Photos: RLW.



3. XZ936 again, this time gently hovering into Middle Wallop's International Air Show, 6 July 1984, and now fitted with the normal undernose pitot head. 4. XZ936 appeared again at the IAT at Fairford in mid-July 1985 as part of a sizeable static park of MoD(PE) types. A set of replacement skids had been fitted, still in their yellow primer in October 1985, and the lower ventral fin was white. Photos: RLW.



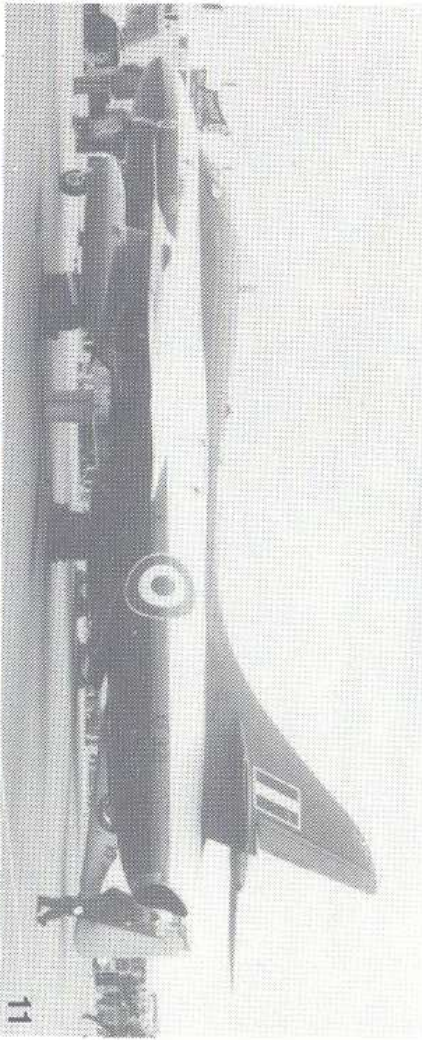



5. A fine air-to-air study of the RAE's Dakota C.3, ZA947, en-route to Fairford from Fairborough, 11 July 1985. This photo is worth reproducing to large size, as it will be especially helpful when modelling this aircraft. Photo: P.R. March/AAT.



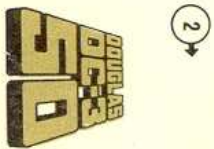


6. Another aerial view of ZA947 on her way to Fairford; just visible is the small black antennae to the left of the dorsal fin filler (note 'A' on the instructions.) Photo: P.R. March. 7 & 8: two further views of ZA947 after arriving at Fairford on 11 July. Note the serial number in white under the port wing only, and the numerous aeriels. Soon after IAT '85, ZA947 was back in her more usual finish. Photos: RLW.



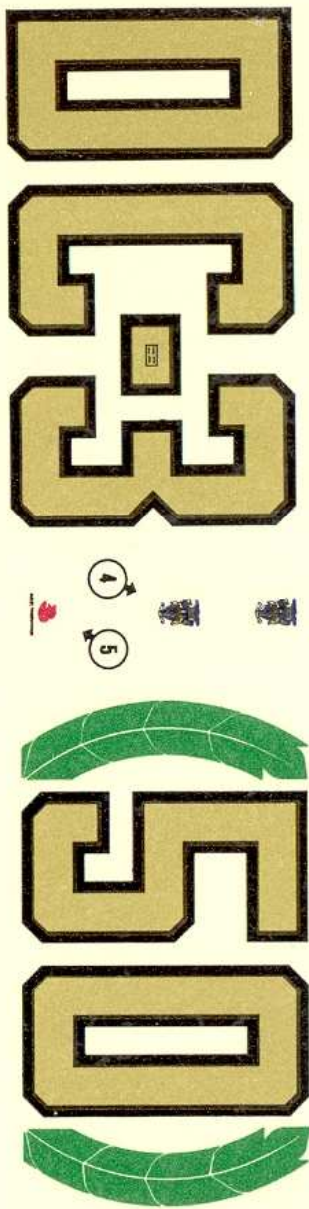
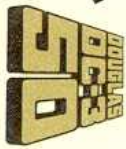
9. Hunter T.7 XL563 of the RAF Institute of Aviation Medicine, seen in November 1982 at Leuchars; its finish was the same as in 1977, but with the normal red rudder fitted, and a small penguin 'zap' (decal 2) in the fin flash. Photo: D.W. Robinson. 10. RAE Bedford's Hunter T.7, XF321, seen at Greenham Common in 1976, soon after receiving its new scheme. To the left is the tail of XL563, at that time still in its white finish with red trim. 11. XF321 again, this time at the 1980 Newbury Air Festival at Greenham Common; the RAE title and badge under had now appeared on the nose. Photos: RLW.






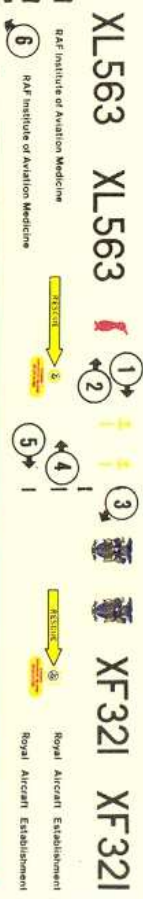
# Royal Aircraft Establishment Royal Aircraft Establishment

SET 79



DOUGLAS DAKOTA C3, R.A.E.

© MODELDECAL



NO STEP