


*AeroMaster*

48-342




A 1 - H  
**Air War Over Vietnam**  
Part VI



48-342



AIRCRAFT 1 "The Proud American" • A-1H, Serial #34555. Flown by Col. Ed Walsh, 1st Special Operations Squadron, 56th Special Operations Wing, Nakhon Phanom, July 1971. SEA camouflage with Gray 36622 undersurfaces.



**Please Note - Painting propellers and wheel hubs**



Aircraft 2,3,4 & 5 apparently had their propeller tips over painted, with the outboard white stripe replaced by yellow, and the two inboard stripes painted over with fresh black paint.

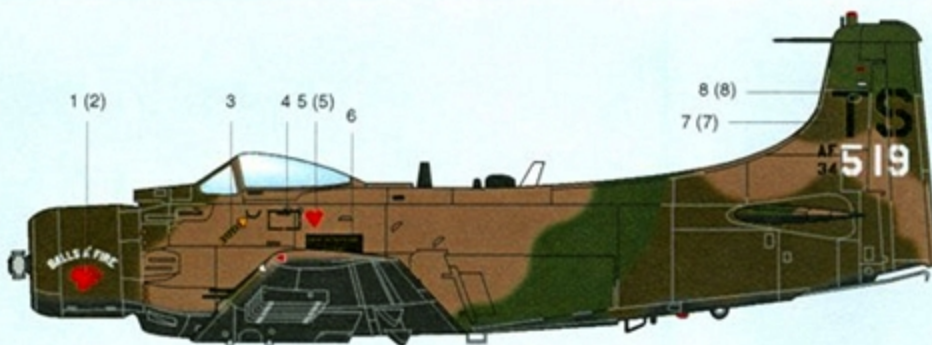


aircraft 1,2,3,4



aircraft 5

Aircraft 2 may have had at some other time red wheels like aircraft 5



AIRCRAFT 2 "Balls A'Fire" • A-1H, Serial # 34519. Flown by 1 Lt. Dale Townsend, 22nd Special Operations Squadron, Nakhon Phanom, 1969. SEA camouflage with black undersurfaces. Aircraft carried no national insignia.

AIRCRAFT 3 "Sock It To 'Em" • A-1H, Serial #142029. 602nd Special Operations Squadron, 56th Special Operations Wing, Nakhon Phanom, 1968. SEA camouflage with Gray 36622 undersurfaces.


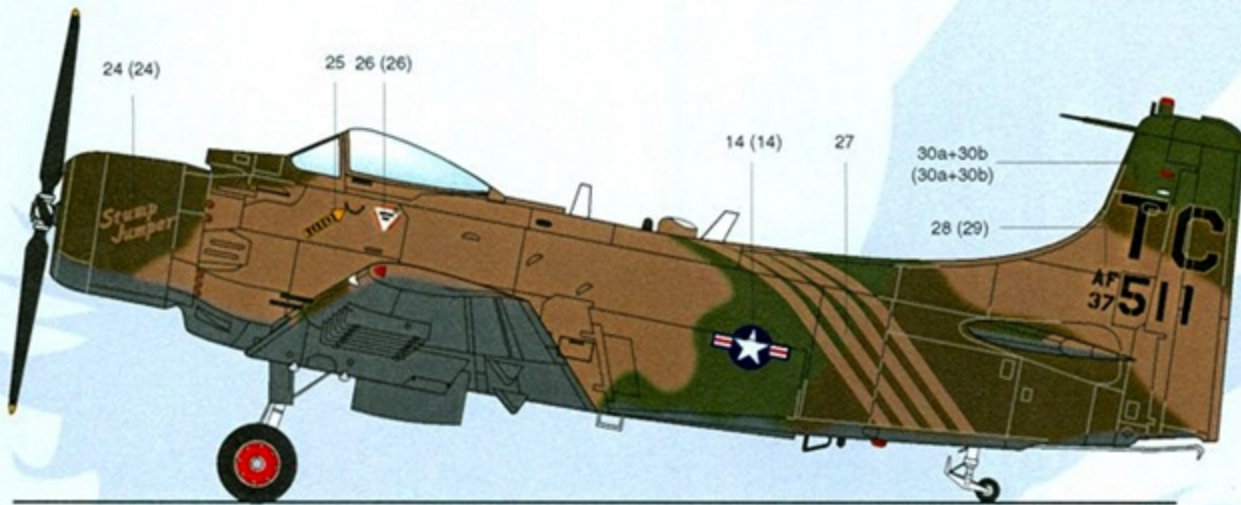


AIRCRAFT 4 "Barbie Doll" • A-1H, Serial #142058. 1st Special Operations Squadron, 56th Special Operations Wing, Nakhon Phanom, January 1971. SEA camouflage with Gray 36118 undersurfaces. Aircraft carried no national insignia.



AIRCRAFT 5 "Stump Jumper" • A-1H, Serial #37511. 1st Special Operations Squadron, 56th Special Operations Wing, Nakhon Phanom,

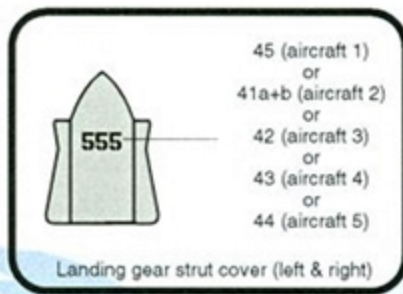
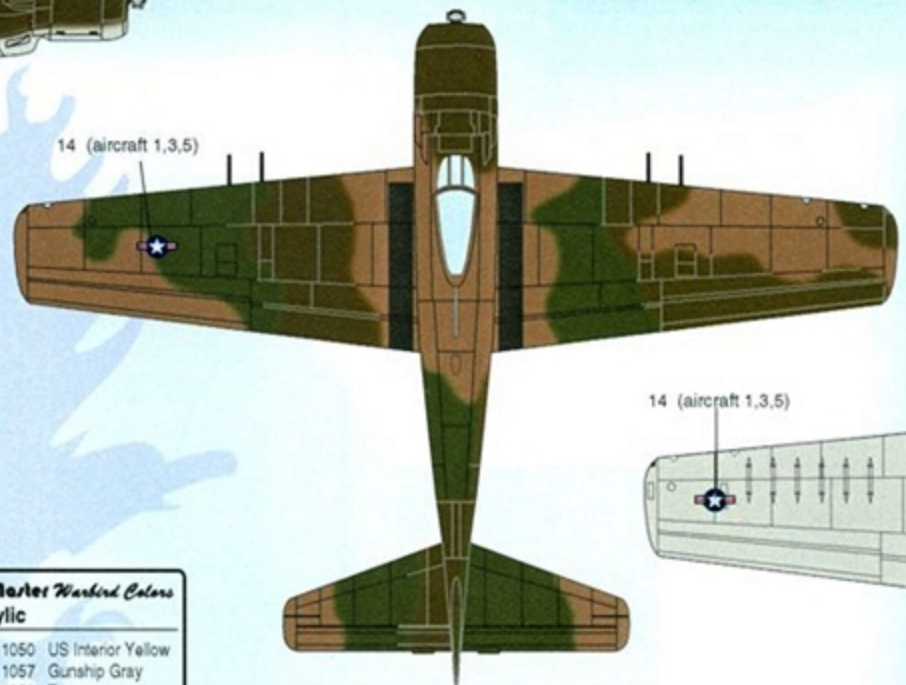
As an option for the TC tail code, first paint the upper section of the vertical fin/rudder Tan. Using the provided TC template (make sure to cut outside the shaded area), transfer the code to masking tape, cut them off and place them where you want your black letters to go. Apply the camouflage as usual. Remove the tape and apply the black decal codes.



Notice the extra amount of antennas and beacons that these a/c carried. We have tried to be as accurate as possible while depicting size, shape, position.

All these a/c came from photos of Larry Davis' private collection which graciously shares with you and us. Our thanks go out to him.

Thank You Larry!



Recommended AeroMaster Washed Colors Enamels	
9001 Black	9005 Red
9002 White	9010 Tire Black
9003 Yellow	9050 Gunship Gray
9004 Blue	9051 Lt. Gray

Recommended AeroMaster Washed Colors Acrylic	
1001 Gloss Clear	1050 US Interior Yellow
1002 Semi-Gloss Clear	1057 Gunship Gray
1003 Flat Clear	1059 Tan
1004 Tire Black	1060 Dk. Green
1049 US Interior Green	1061 Med. Green
	1062 Lt. Gray

If you have suggestions for future subject matter, AeroMaster would like to hear from you. Our goal is to provide high quality, well researched decals of unusual and interesting subjects. We value our customers' input, so if you have specific suggestions or photographs of unusual subject matter which you would be willing to share, please contact: