

# Supermarine Spitfire Tr.8 and Tr.9

**Plastic model**  
**scale 1/72**

### History in brief

Although there were wartime conversions of the Spitfire into a two-seat trainer including the one-off modification of a Mk VC by RAF no. 261 Squadron and a Mk IX converted for use as a trainer by the Soviets, the two-seat Spitfire trainer was primarily a postwar program.

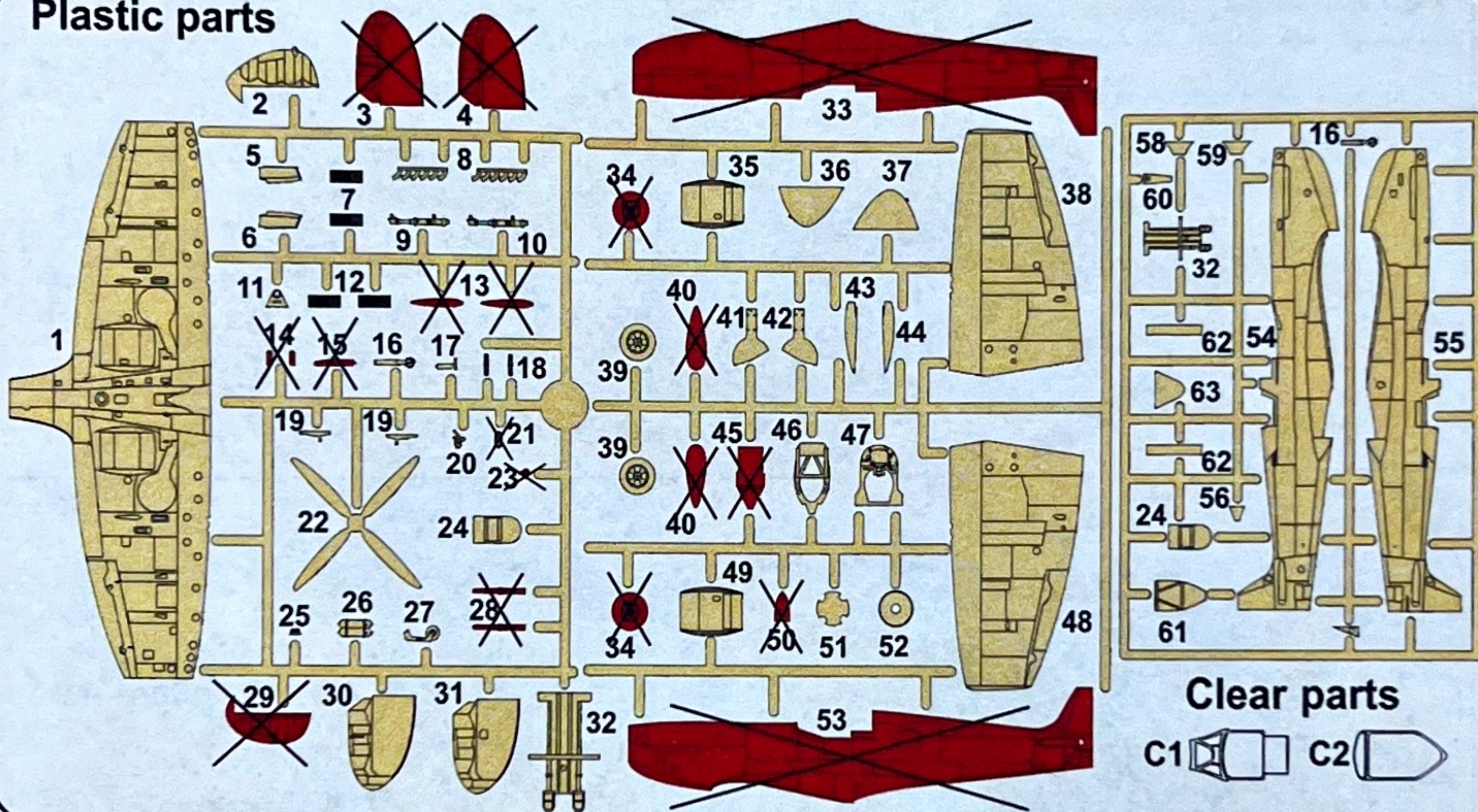
In 1946, a Mk VIII (MT818) was the first Vickers-built trainer built as a demonstrator, but in 1948, 10 Spitfire T Mk IXs, were exported to India. In 1951, a further six TR 9 trainers were converted from the standard Mk IX to train pilots for the Irish Air Corps (IAC) Seafire fleet. The Spitfires provided transition training that included gunnery practice since the type was equipped with two .303 Browning machine guns, one in each outer wing bay. Most of the TR 9 aircraft passed to the ground technical training school at Baldonnel where they were used as instructional airframes for the training of aircraft engineers for the Air Corps.

Four of the IAC aircraft survived and two went on to join the warbird fleet in the 1970s and later.

In total, 5656 Mk IXs were built, 561 by Supermarine and 5,095 by Castle Bromwich.[22] Production of the Mk IX ended in April 1945 and, in combination with the Mk XVI this "compromise" was produced in larger numbers than any other Spitfire variant.

**Armament: Irish Air Force, Indian Air Force and Netherlands Air Force**  
2 machine-guns 7,7 mm

### Plastic parts



### Symbols



Colour name	Humbrol	Colour name	Humbrol
<b>A</b> Black	H33	<b>G</b> Aluminium	H56
<b>B</b> White	H34	<b>H</b> Silver	H11
<b>C</b> Interior Green	H76	<b>I</b> Red Brown	H100
<b>D</b> Gunmetal	H53	<b>J</b> Red	H132
<b>E</b> Brown	H186	<b>K</b> Tyre	H85
<b>F</b> Yellow	H24	<b>L</b> Rust	H113

### References:

SAM Publications:  
The Supermarine Spitfire- A Comprehensive Guide for the Modeller: Part 1 Merlin Powered  
By Eric Morgan and Edward Shacklady  
Spitfire: The History  
AJ-Press:  
Monografie Lotnicze - Supermarine Spitfire  
Internet

# Assembly instructions

**1** Decal

**2** Decal  
 16 AZ7479  
 27 AZ7478  
 29 AZ7480

**3** 17 AZ7479  
 28 AZ7478  
 30 AZ7480  
 Decal

**4** 2x 24  
 E  
 I

**5** Decal  
 2x  
 Decal

**6** C 25 J  
 C 46

**7** 19 19 46 2x 16 B E  
 C 61  
 A A  
 C 16  
 32 32

**8**

**9** E C 11  
 47

**10** 9 G 10  
 G 18 H 18  
 H

**11** 41 42  
 C C

**12** Spitfire Tr.9  
 27 G A

**13** G  
 44 43

**14**

56 57  
 54 63  
 A  
 C G C  
 62 L  
 55 J  
 C  
 26 G  
 A E AC  
 62 L

**15**

Only for Irish Air Force, Indian Air Force, Netherlands Air Force

Spitfire Tr.9

Spitfire Tr.9

Spitfire Tr.9

8 L  
 20 A  
 B  
 53  
 8 L

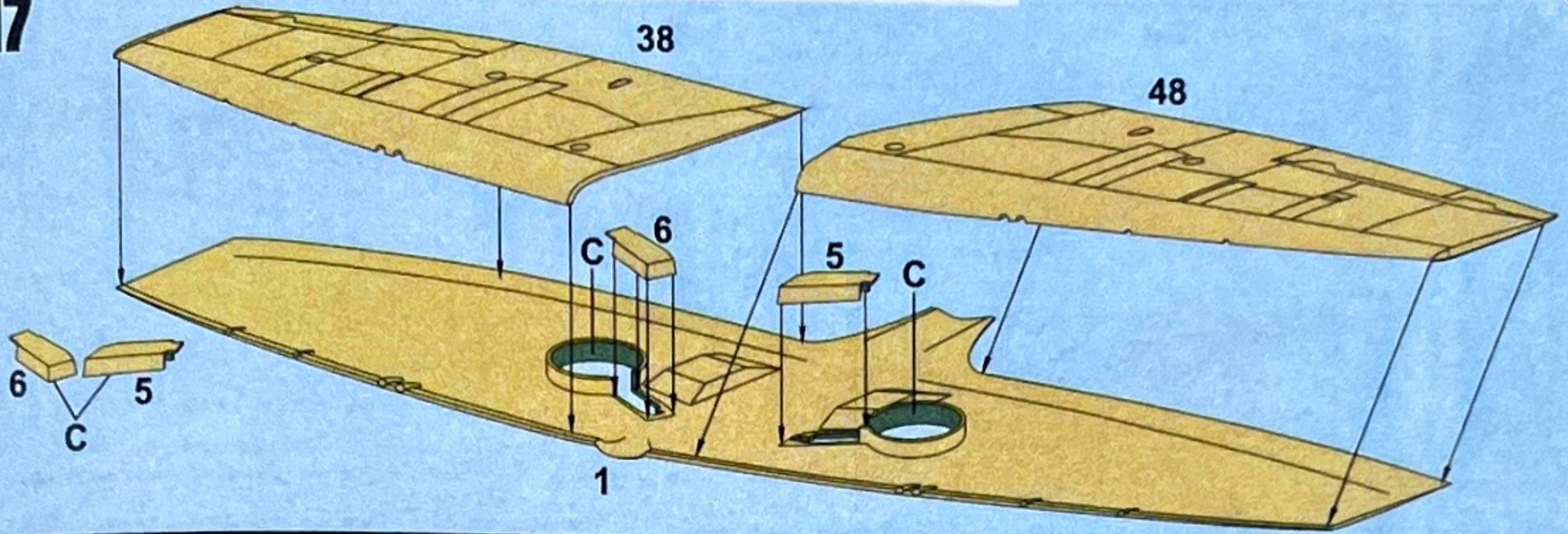
**16** Spitfire Tr.8

Spitfire Tr.8

60  
 58 59

# Assembly instructions

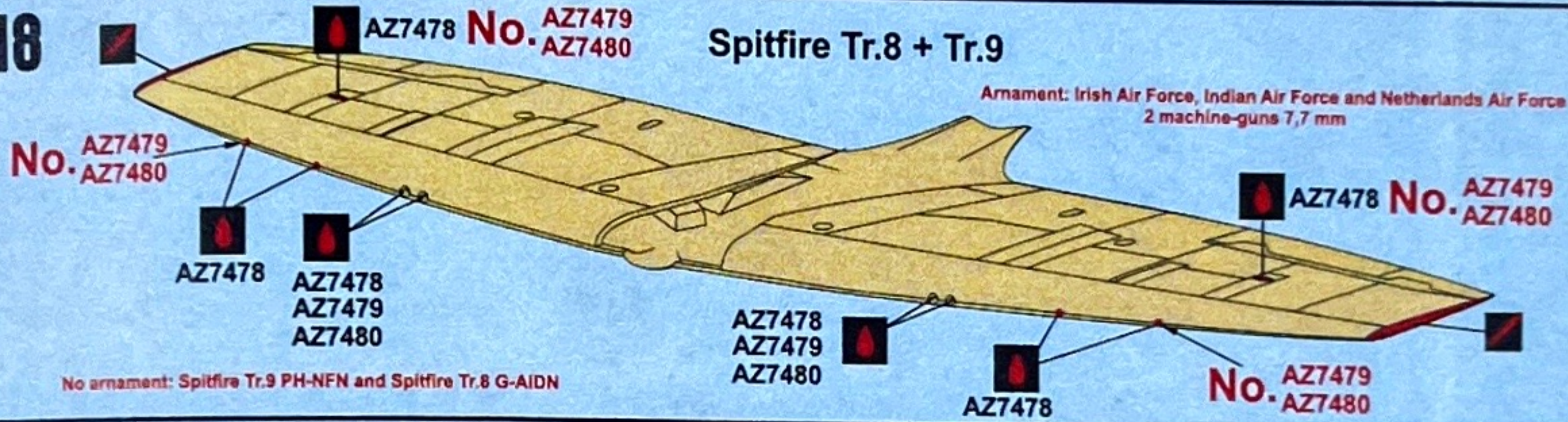
17



18

## Spitfire Tr.8 + Tr.9

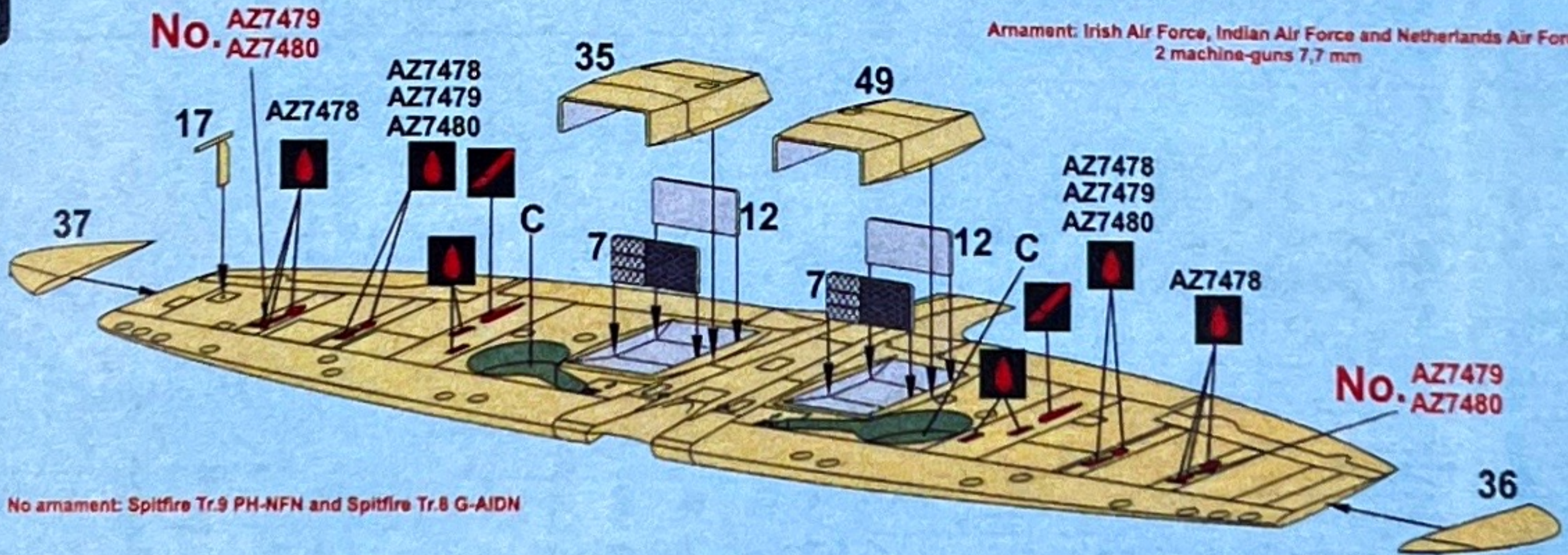
Armanent: Irish Air Force, Indian Air Force and Netherlands Air Force  
2 machine-guns 7,7 mm



No armanent: Spitfire Tr.9 PH-NFN and Spitfire Tr.8 G-AIDN

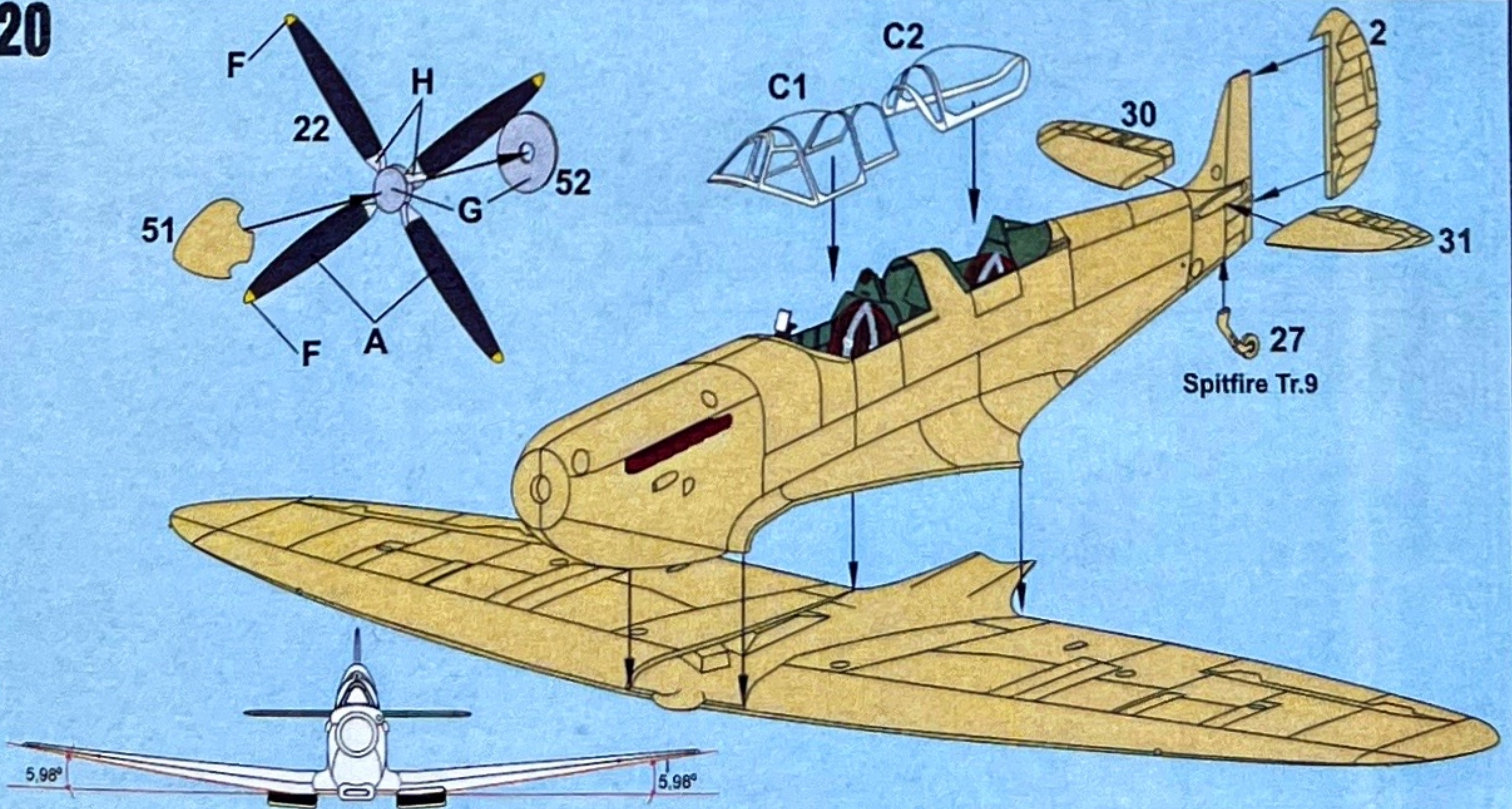
19

Armanent: Irish Air Force, Indian Air Force and Netherlands Air Force  
2 machine-guns 7,7 mm



No armanent: Spitfire Tr.9 PH-NFN and Spitfire Tr.8 G-AIDN

20

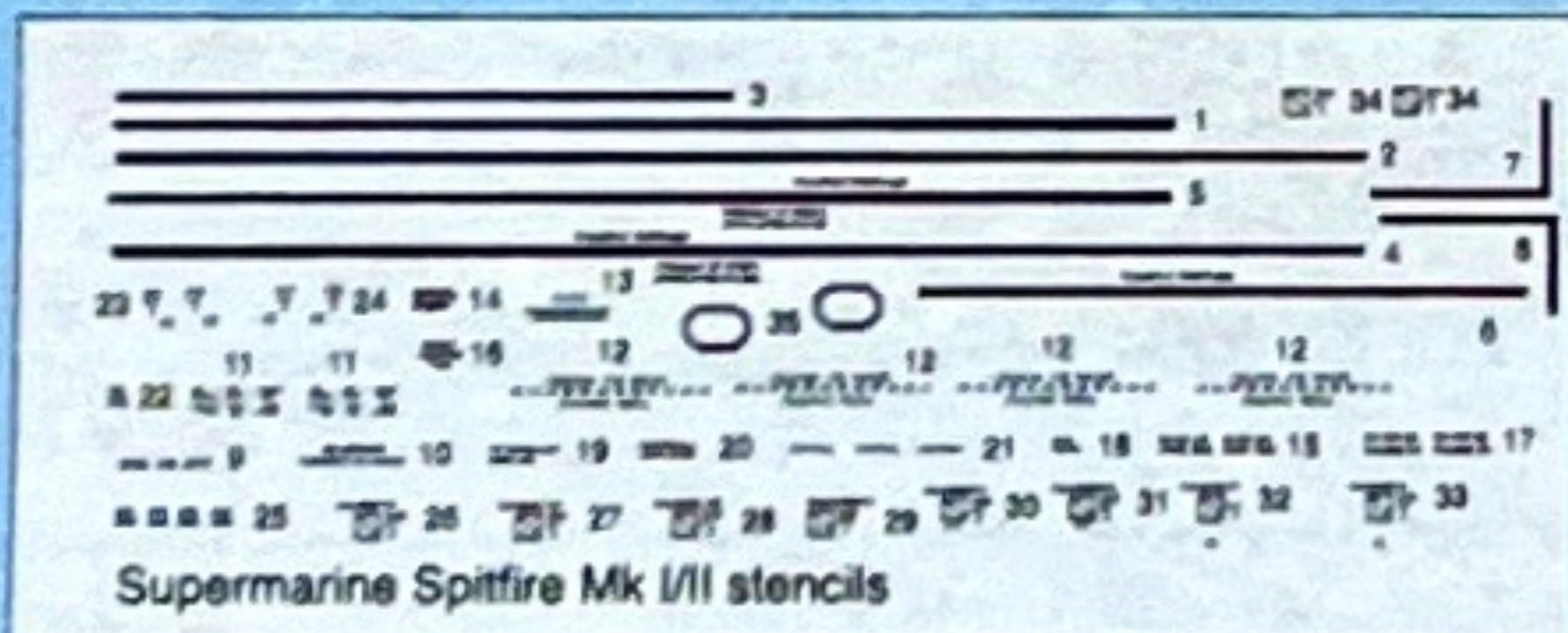
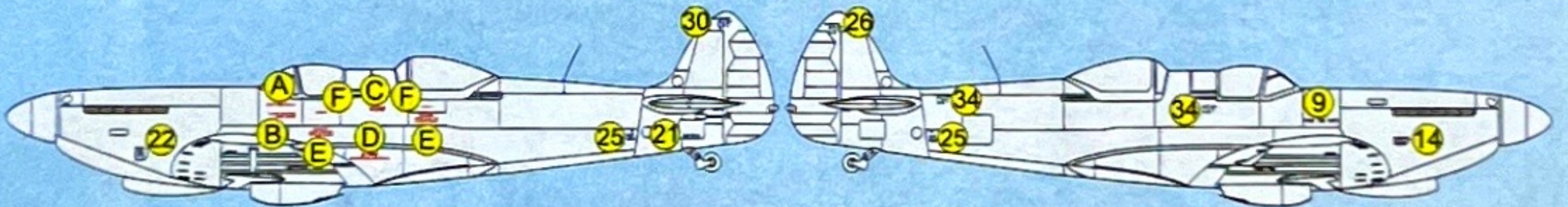




No armament: Spitfire Tr.9 PH-NFN and Spitfire Tr.8 G-AIDN

Armament: Irish Air Force, Indian Air Force and Netherlands Air Force  
2 machine-guns 7,7 mm

Stencils

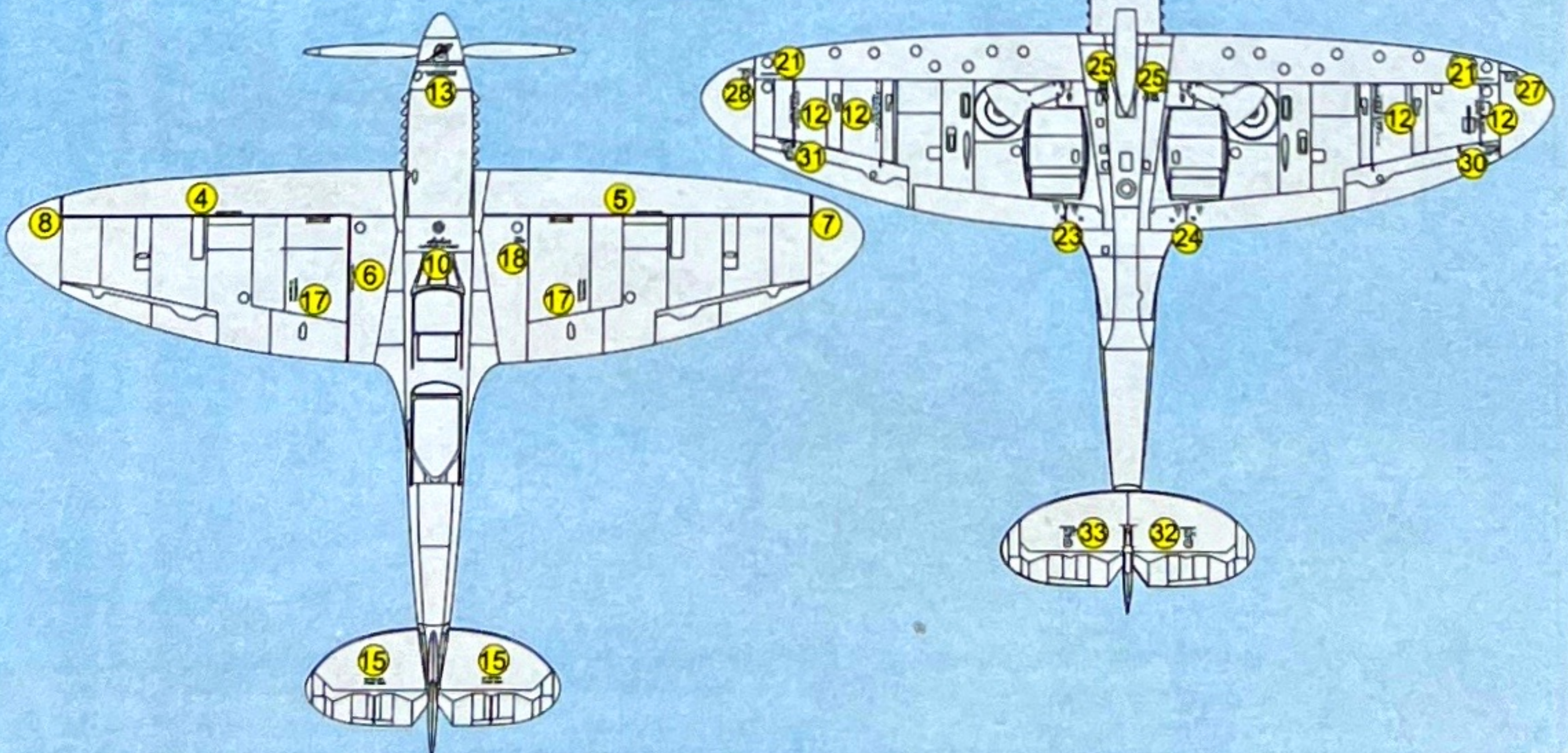


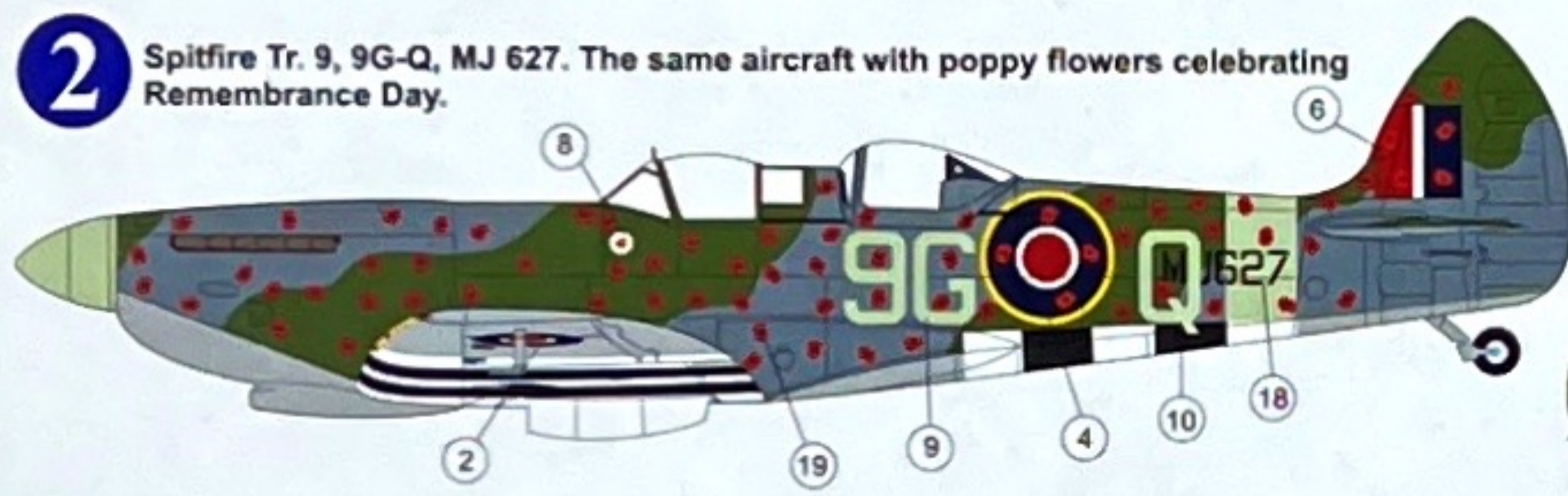
**Red Stencils**  
Royal Netherlands Air Force  
H-99(BS147)  
Irish Air Force 162

A	C	E	E
B	D	F	F

**Black Stencils**  
Royal Netherlands Air Force 3Wo22  
Irish Air Corps No 158  
Royal Indian Air Force No. 4

G	I	K	K
H	J	L	L





# Colours & Markings

Paints used:  
**HUMBROL**

30 106 165  
Dark Green Ocean Grey Medium Grey

29 90 34  
Dark Earth Sky type 5 White

24 19 33  
Yellow Red Black

