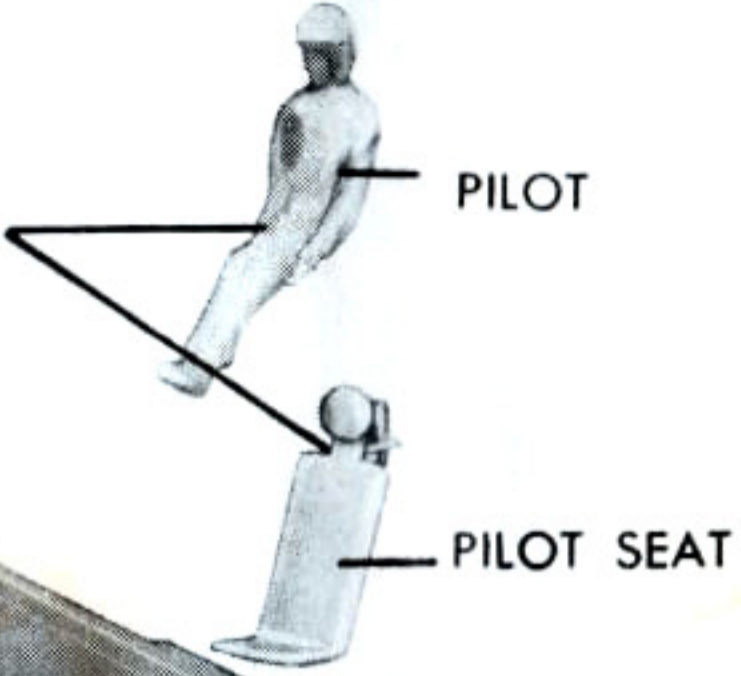


TRIM OFF EXCESS FLASH FROM ALL PIECES BEFORE ASSEMBLING. USE SINGLE EDGE RAZOR BLADE OR KNIFE. CUT CAREFULLY.

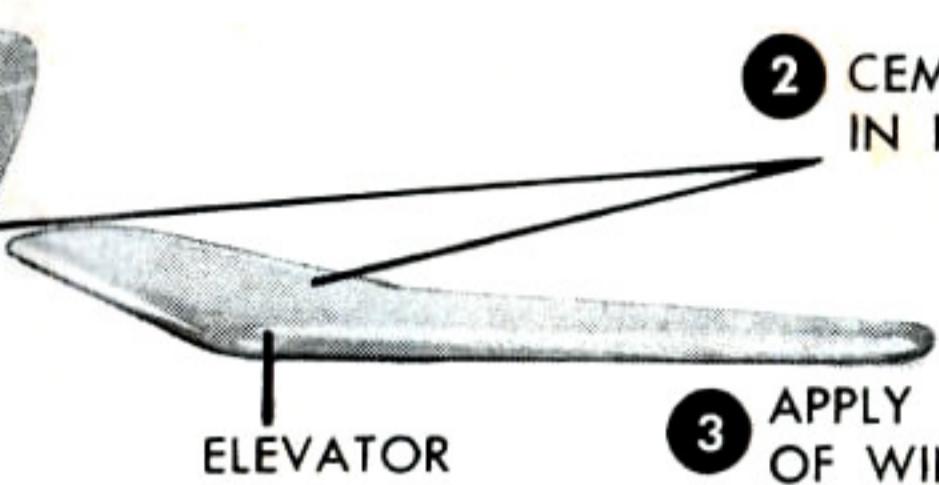
6 CEMENT COCKPIT CANOPY INTO PLACE ON BODY



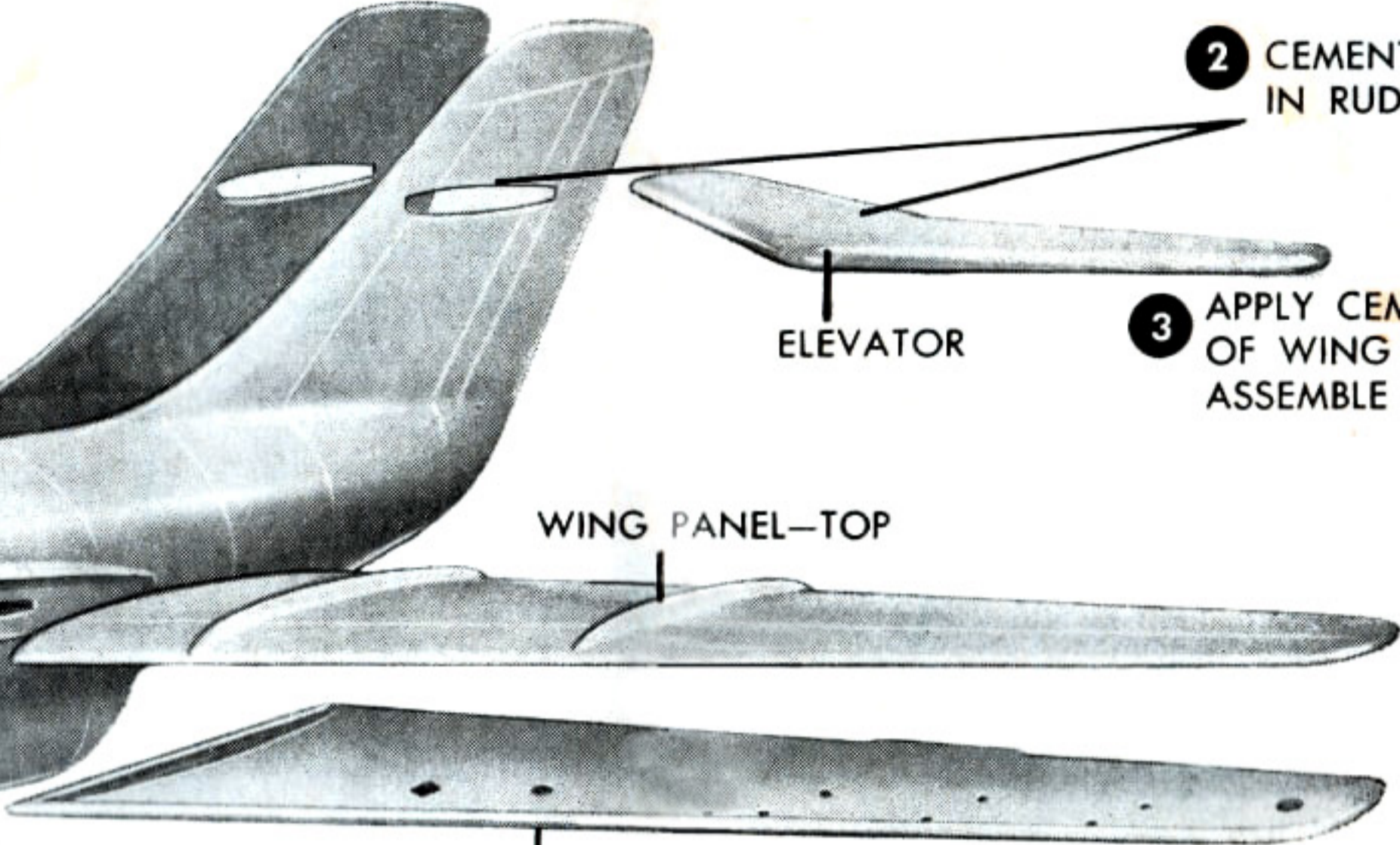
5 CEMENT PILOT AND SEAT ASSEMBLY INTO BODY



2 CEMENT ELEVATOR IN RUDDER SLOTS




3 APPLY CEMENT TO EDGES OF WING HALVES AND ASSEMBLE WING PANELS

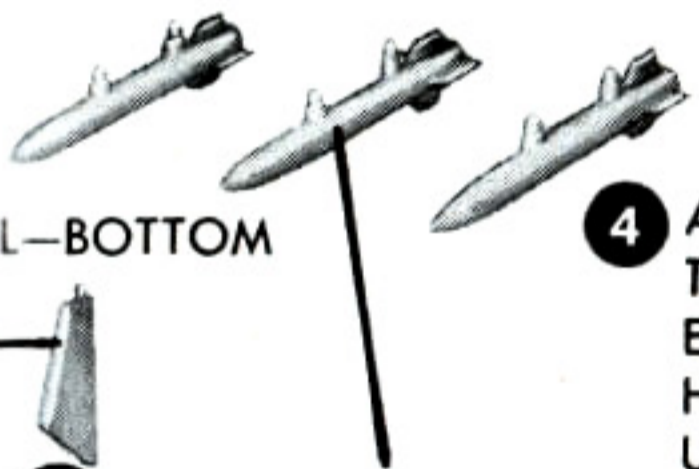


PITOT TUBE

1 APPLY CEMENT ALONG EDGES OF BODY HALVES AND CAREFULLY ASSEMBLE



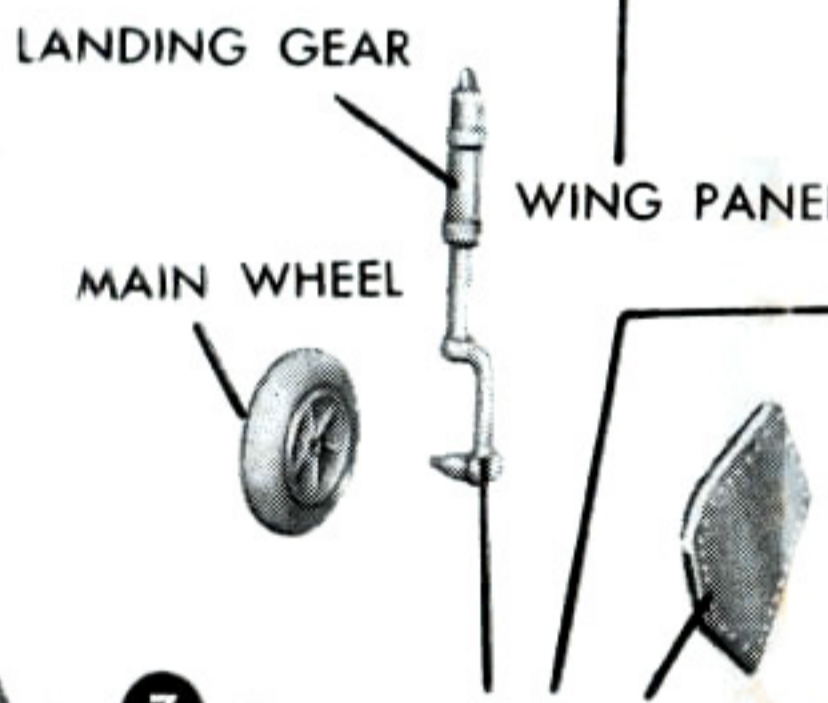
4 ATTACH WING PANELS TO BODY AND BLOCK UP ENTIRE ASSEMBLY TO HOLD PROPER ALIGNMENT UNTIL CEMENT SETS



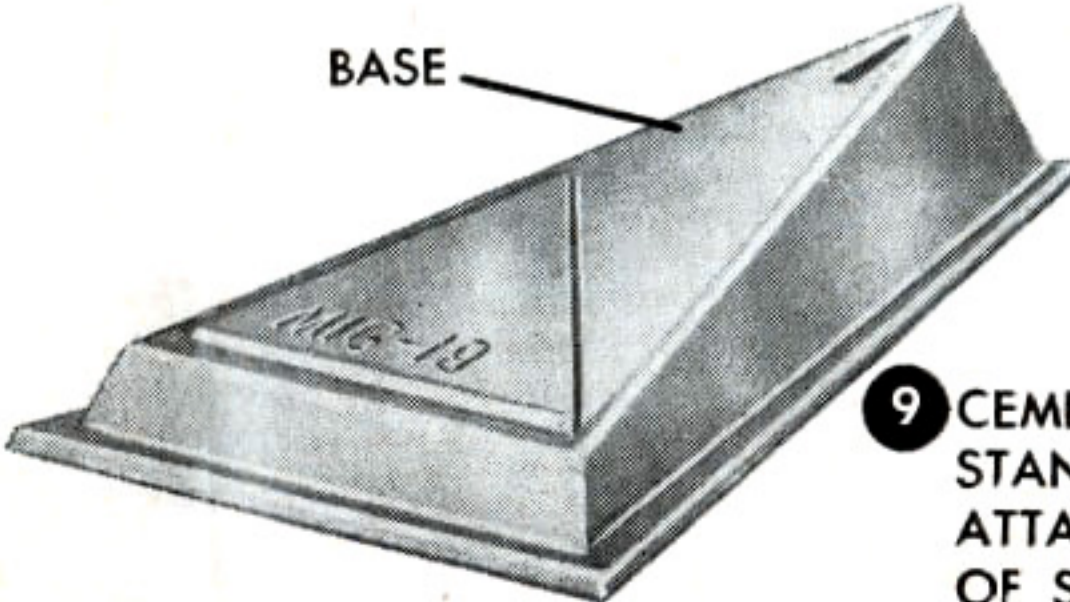
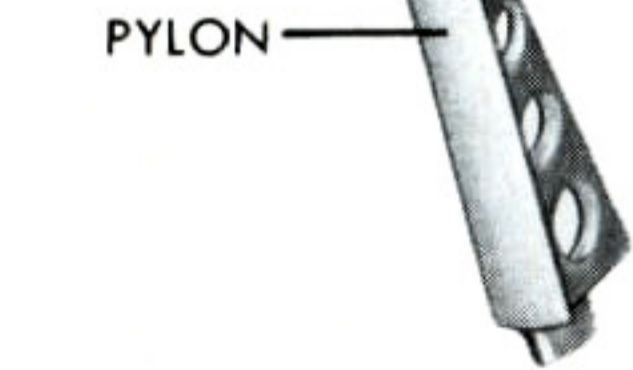
8 CEMENT ROCKETS IN PLACE UNDER WINGS

FOR BEST ASSEMBLY RESULTS USE LINDBERG PLASTIC CEMENT. IF NOT AVAILABLE USE CARBON TETRACHLORIDE OR CARBONA CLEANING FLUID AS A SUBSTITUTE.

7 CEMENT LANDING GEAR AND FLAPS IN PLACE



35 PARTS



9 CEMENT DISPLAY STAND PARTS TOGETHER ATTACH MODEL TO TOP OF STAND



PLASTIC SCALE MODELS

ALL PARTS MOLDED TO SHAPE • EASY TO ASSEMBLE
SKOKIE, ILLINOIS

NOTE: PARTS THAT FIT SNUG, APPLY CEMENT FIRST TO EASE TENSION

ASSEMBLE MODEL IN SUGGESTED NUMERICAL SEQUENCE.


IF MODEL IS TO BE PAINTED USE ENAMEL ONLY. DO NOT USE LACQUER OR LACQUER BASE MATERIALS AS THESE SOFTEN THE PLASTIC. APPLY ALL DECALS AFTER MODEL IS PAINTED.

TO HOLD DECALS FIRMLY ONTO PLASTIC. WHEN DRY, COVER WITH THIN COAT OF VARNISH.

The complete LINDBERG LINE 16-page catalog with all models in beautiful colors. Send 15c in coin to cover postage and special handling to
LINDBERG PRODUCTS, INC., SKOKIE, ILLINOIS

for True Scale Models

TRADE MARK REG
the LINDBERG line
ESTABLISHED SINCE 1933



RUSSIAN
MIG-19
KIT NO. 521

LINDBERG PRODUCTS INCORPORATED
SKOKIE ILLINOIS

<p>JAP ZERO Kit No. 514 Wing-Span 9 1/2 in. Length 7 1/2 in.</p>	<p>SPIT FIRE II Kit No. 518 Wing-Span 9 1/2 in. Length 7 3/4 in.</p>	<p>HELLCAT F-6-F Kit No. 515 Length 8 in. Wing-Span 10 1/2 in.</p>	<p>FLYING SAUCER Kit No. 517 Wing-Span 6 1/2 in.</p>	<p>SABRE "D" Kit No. 522 Length 10 1/4 in. Wing-Span 9 1/2 in.</p>	<p>CONVAIR XFY-1 V.T.O. Kit No. 526 Wing-Span 7 1/2 in. Length 8 1/4 in.</p>	<p>STUKA JU-87B Kit No. 524 Wing-Span 11 1/2 in. Length 8 1/2 in. Length 16 1/2 in. Kit No. V-801</p>
<p>C&NW PIONEER LOCOMOTIVE & TENDER "HO" SCALE Kit No. 100 Length 5 1/2 in.</p>	<p>SPIRIT OF ST. LOUIS Kit No. 520 Wing-Span 11 1/2 in. Length 7 1/4 in.</p>	<p>THUNDERCEPTER Kit No. 513 Wing-Span 7 1/2 in. Length 13 1/2 in.</p>	<p>NAVY FURY FJ-2 Kit No. 516 Wing-Span 9 3/4 in. Length 9 in.</p>	<p>NAVY F7U-1 CUTLASS Kit No. 510 Wing-Span 9 1/2 in. Length 11 1/4 in.</p>	<p>NAVY CORSAIR F4U-SN Kit No. 512 Wing-Span 10 1/2 in. Length 8 1/2 in.</p>	<p>FLASH HYDROPLANE Kit No. 523 Wing-Span 8 1/2 in. Length 11 in.</p>
<p>REPUBLIC SEABEE Kit No. 503 Wing-Span 9 1/2 in. Length 7 1/4 in.</p>	<p>F-86 SABRE Kit No. 505 Wing-Span 9 1/2 in. Length 9 in.</p>	<p>BEECHCRAFT BONANZA Kit No. 504 Wing-Span 8 1/2 in. Length 6 1/2 in.</p>	<p>RYAN NAVIAN Kit No. 507 Wing-Span 8 in. Length 6 1/2 in.</p>	<p>ATOMIC SUBMARINE Kit No. 704 Length 12 in.</p>	<p>REPUBLIC P-47D THUNDERBOLT Kit No. 408 Wing-Span 6 in. Length 5 1/2 in.</p>	<p>DOUGLAS SKYRAY F4D-1 Kit No. 523 Wing-Span 8 1/2 in. Length 11 in.</p>
<p>F-80C SHOOTING STAR Kit No. 500 Wing-Span 10 in. Length 8 1/2 in.</p>	<p>BOEING PT-17 Kit No. 508 Length 5 1/2 in. Wing-Span 8 1/2 in.</p>	<p>PIPER STINSON Kit No. 502 Wing-Span 8 1/2 in. Length 6 1/2 in.</p>	<p>PIPER CUB SPECIAL Kit No. 501 Wing-Span 8-11/16 in. Length 5 1/2 in.</p>	<p>RUSSIAN MIG-19 Kit No. 521 Length 9 1/2 in. Wing-Span 8 1/2 in.</p>	<p>ME 109F MESSERSCHMITT Kit No. 407 Wing-Span 6 in. Length 5 1/2 in.</p>	
<p>P.T. TORPEDO BOAT Kit No. 701 Length 15 in.</p>	<p>ERCOUPE CLUB AIR Kit No. 506 Wing-Span 7 1/4 in. Length 4 1/2 in.</p>	<p>F-94-C STARFIRE Kit No. 519 Wing-Span 9 1/2 in. Length 9 1/2 in.</p>	<p>CHRIS-CRAFT CRUISER Kit No. 700 Length 10 in.</p>	<p>REPUBLIC P-47 THUNDERBOLT Kit No. 511 Wing-Span 10 1/2 in. Length 8 1/2 in.</p>	<p>NORTH AMERICAN P-51D MUSTANG Kit No. 409 Wing-Span 6 in. Length 5 1/2 in.</p>	
<p>PACKAGED AS ONE UNIT 6 DIFFERENT MODEL PLANES. SERIES 300</p>						
<p>MONOCOQUE 110 SPECIAL Wing-Span 5 1/2 in. Length 4 1/2 in.</p>	<p>SWEE PEA Wing-Span 4 1/2 in. Length 4 in.</p>	<p>MIDGET MUSTANG Wing-Span 4 1/2 in. Length 3 1/2 in.</p>	<p>FLEET SUBMARINE Kit No. 703 Length 15 1/2 in.</p>	<p>F-88 VOO DOO Kit No. 509 Wing-Span 11 1/2 in. Length 15 1/2 in.</p>	<p>AIRCRAFT CARRIER U.S.S. WASP Kit No. 705 Length 20 1/2 in.</p>	
<p>MOONEY MITE Wing-Span 6 1/2 in. Length 4 1/2 in.</p>	<p>PETE Wing-Span 4-13/16 in. Length 4 1/2 in.</p>	<p>KNIGHT TWISTER Wing-Span 4 1/2 in. Length 3 1/2 in.</p>	<p>L.S.T. BOAT Kit No. 702 Length 16 1/2 in.</p>	<p>SUPERMARINE SPITFIRE IX Kit No. 408 Wing-Span 6 in. Length 5 in.</p>	<p>BOEING B-17G Kit No. 525 Wing-Span 19 1/2 in. Length 14 1/2 in.</p>	