


F-16C

"FLORIDA MAKOS"



**MARKINGS FOR USAF 482 FW FLAGSHIP
DESIGNED FOR THE TAMIYA KIT**

1/48 SCALE

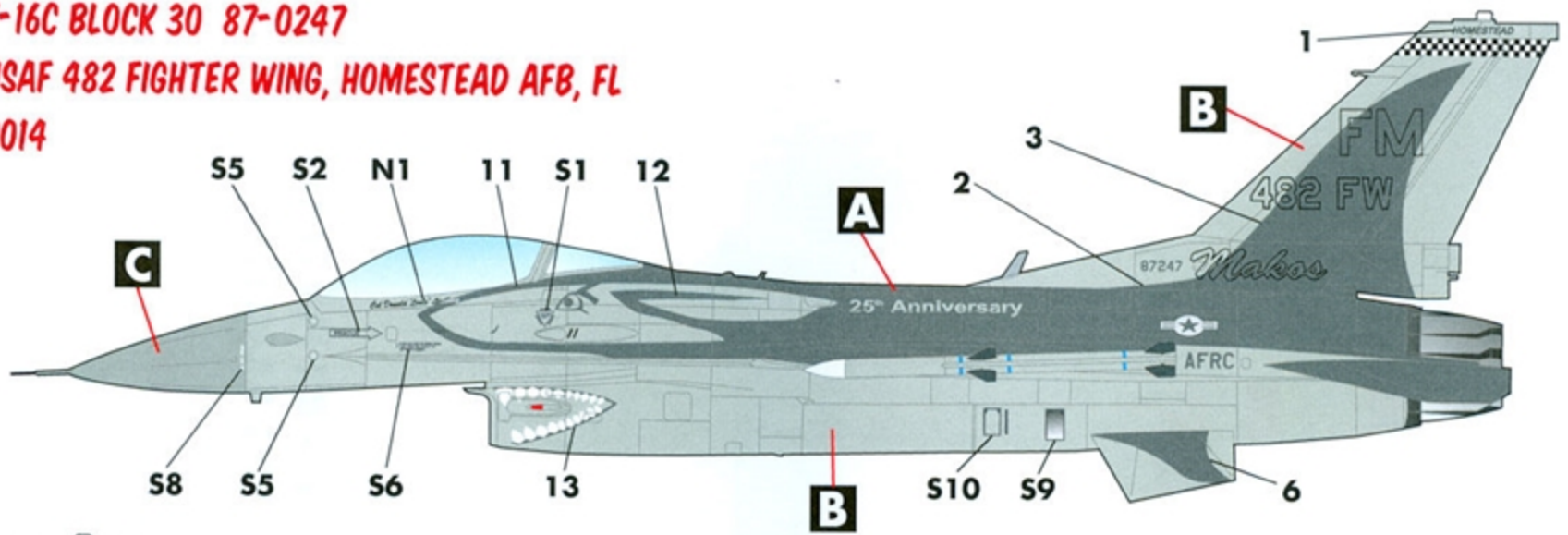
DECALS PRINTED BY




F-16C BLOCK 30 87-0247

USAF 482 FIGHTER WING, HOMESTEAD AFB, FL

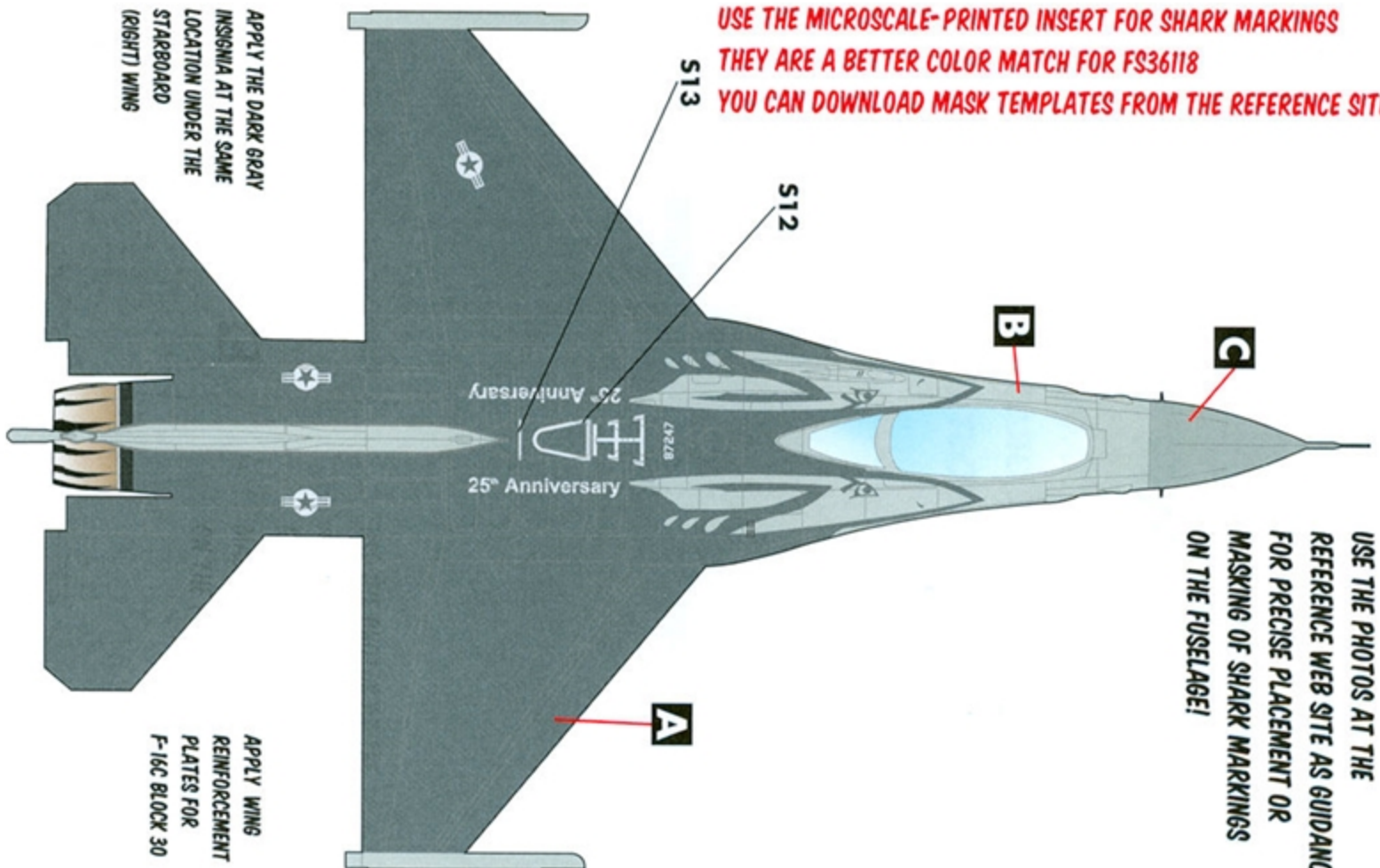
2014



THIS AIRCRAFT IS AN F-16C BLOCK 30 WITH THE GE ENGINE AND MCID ("BIG MOUTH") INTAKE. THE DECALS ARE DESIGNED TO FIT THE TAMIYA 1/48 AND 1/72 KITS.



USE THE MICROSCALE-PRINTED INSERT FOR SHARK MARKINGS THEY ARE A BETTER COLOR MATCH FOR FS36118 YOU CAN DOWNLOAD MASK TEMPLATES FROM THE REFERENCE SITE.



APPLY THE DARK GRAY INSIGNIA AT THE SAME LOCATION UNDER THE STARBOARD (RIGHT) WING

APPLY WING REINFORCEMENT PLATES FOR F-16C BLOCK 30

USE THE PHOTOS AT THE REFERENCE WEB SITE AS GUIDANCE FOR PRECISE PLACEMENT OR MASKING OF SHARK MARKINGS ON THE FUSELAGE!