


TRADEMARK REG.  
**the LINDBERG line**  
 ESTABLISHED SINCE 1933

**FAMOUS THE WORLD OVER**




TRADEMARK REG.  
**the LINDBERG line**  
 ESTABLISHED SINCE 1933

**FAMOUS THE WORLD OVER**



THIS NEW TYPE OF STAND DEVELOPED BY LINDBERG PRODUCTS INC. ENGINEERS USES AN ALUMINUM WIRE THAT WILL BEND TO THE POSITIONS DESIRED.

- |  |  |   |   |
|--|--|---|---|
| Kit No. 529<br>DOUGLAS A4D-1 SKYHAWK<br>Wing-Span 6 1/2 in. Length 9 3/4 in.       | Kit No. 538<br>MESSERSCHMITT ME 262<br>Wing-Span 10 1/2 in. Length 8 1/2 in. | Kit No. 531<br>GRUMMAN TIGER F11F-1<br>Wing-Span 8 in. Length 12 1/2 in.      | Kit No. 544<br>LOCKHEED F104 STARFIGHTER<br>Wing-Span 6 1/2 in. Length 13 1/2 in. |
| Kit No. 530<br>DOUGLAS X-3 STILETTO<br>Wing-Span 5 1/2 in. Length 16 3/4 in.       | Kit No. 532<br>BRITISH S.E. 5A<br>Wing-Span 6 1/2 in. Length 5 1/2 in.       | Kit No. 535<br>CURTISS F11C-2 GOSHAWK<br>Wing-Span 7 1/2 in. Length 5 1/2 in. |   |
| Kit No. 539<br>HANDLEY PAGE VICTOR<br>Wing-Span 1 1/2 in. Length 14 1/2 in.        | Kit No. 513<br>CURTISS JENNY JN-4D<br>Wing-Span 10 1/2 in. Length 6 1/2 in.  | Kit No. 526<br>CONVAIR XFV-1 V.T.O.<br>Wing-Span 7 1/2 in. Length 8 1/2 in.   | Kit No. 524<br>STUKA JU-87B<br>Wing-Span 11 1/2 in. Length 8 1/2 in.              |
| Kit No. 514<br>JAP ZERO<br>Wing-Span 9 1/4 in. Length 7 1/2 in.                    | Kit No. 515<br>HELLICAT F-6F<br>Wing-Span 8 in. Length 8 in.                 | Kit No. 522<br>SABRE "D"<br>Length 10 1/4 in. Wing-Span 9 1/2 in.             | Kit No. 501<br>NAVY FURY FJ-2<br>Wing-Span 9 1/2 in. Length 9 in.                 |
| Kit No. 518<br>SPIT FIRE II<br>Wing-Span 9 1/4 in. Length 7 1/2 in.                | Kit No. 517<br>FLYING SAUCER<br>Wing-Span 6 1/2 in.                          | Kit No. 510<br>NAVY F7U-1 CUTLASS<br>Wing-Span 9 1/2 in. Length 11 1/2 in.    | Kit No. 512<br>NAVY CORSAIR F4U-SN<br>Wing-Span 10 1/2 in. Length 8 1/2 in.       |
| Kit No. 100<br>CANW PIONEER LOCOMOTIVE & TENDER<br>"HOY" SCALE<br>Length 3 1/2 in. | Kit No. 516<br>THUNDERCEPTER<br>Wing-Span 7 1/2 in. Length 13 1/2 in.        | Kit No. 511<br>RUSSIAN MIG-19<br>Length 9 1/2 in. Wing-Span 8 1/2 in.         | Kit No. 407<br>ME 109F MESSERSCHMITT<br>Wing-Span 6 in. Length 5 1/2 in.          |
| Kit No. 503<br>REPUBLIC SEABEE<br>Wing-Span 9 1/4 in. Length 7 1/2 in.             | Kit No. 520<br>SPIRIT OF ST. LOUIS<br>Wing-Span 11 1/2 in. Length 7 1/4 in.  | Kit No. 504<br>BECHCRAFT BONANZA<br>Wing-Span 8 1/2 in. Length 6 1/2 in.      | Kit No. 528<br>SUPER SABRE F-100<br>Wing-Span 9 1/2 in. Length 13 1/2 in.         |
| Kit No. 500<br>F-80C SHOOTING STAR<br>Wing-Span 10 in. Length 8 1/2 in.            | Kit No. 522<br>NAVY F7U-1 CUTLASS<br>Wing-Span 9 1/2 in. Length 11 1/2 in.   | Kit No. 502<br>PIPER CUB SPECIAL<br>Wing-Span 8-11/16 in. Length 5 1/2 in.    | Kit No. 524<br>NORTH AMERICAN P-51D MUSTANG<br>Wing-Span 6 in. Length 5 1/2 in.   |
| Kit No. 701<br>P.T. TORPEDO BOAT<br>Length 15 in.                                  | Kit No. 505<br>F-86 SABRE<br>Wing-Span 9 1/2 in. Length 9 in.                | Kit No. 501<br>PIPER CUB SPECIAL<br>Wing-Span 8-11/16 in. Length 5 1/2 in.    | Kit No. 528<br>SUPER SABRE F-100<br>Wing-Span 9 1/2 in. Length 13 1/2 in.         |
| Kit No. 506<br>BOEING PT-17<br>Wing-Span 7 1/2 in. Length 4 1/2 in.                | Kit No. 504<br>BECHCRAFT BONANZA<br>Wing-Span 8 1/2 in. Length 6 1/2 in.     | Kit No. 501<br>PIPER CUB SPECIAL<br>Wing-Span 8-11/16 in. Length 5 1/2 in.    | Kit No. 528<br>SUPER SABRE F-100<br>Wing-Span 9 1/2 in. Length 13 1/2 in.         |
| Kit No. 702<br>ERCOUPE CLUB AIR<br>Wing-Span 4 1/2 in. Length 4 1/2 in.            | Kit No. 504<br>BECHCRAFT BONANZA<br>Wing-Span 8 1/2 in. Length 6 1/2 in.     | Kit No. 501<br>PIPER CUB SPECIAL<br>Wing-Span 8-11/16 in. Length 5 1/2 in.    | Kit No. 528<br>SUPER SABRE F-100<br>Wing-Span 9 1/2 in. Length 13 1/2 in.         |
| Kit No. 300<br>PACKAGED AS ONE UNIT 6 DIFFERENT MODEL PLANES SERIES 300            | Kit No. 504<br>BECHCRAFT BONANZA<br>Wing-Span 8 1/2 in. Length 6 1/2 in.     | Kit No. 501<br>PIPER CUB SPECIAL<br>Wing-Span 8-11/16 in. Length 5 1/2 in.    | Kit No. 528<br>SUPER SABRE F-100<br>Wing-Span 9 1/2 in. Length 13 1/2 in.         |
| Kit No. 702<br>MONOCOUE 110 SPECIAL<br>Wing-Span 5 1/2 in. Length 4 1/2 in.        | Kit No. 504<br>BECHCRAFT BONANZA<br>Wing-Span 8 1/2 in. Length 6 1/2 in.     | Kit No. 501<br>PIPER CUB SPECIAL<br>Wing-Span 8-11/16 in. Length 5 1/2 in.    | Kit No. 528<br>SUPER SABRE F-100<br>Wing-Span 9 1/2 in. Length 13 1/2 in.         |
| Kit No. 702<br>MOONEY MITE<br>Wing-Span 6 1/2 in. Length 4 1/2 in.                 | Kit No. 504<br>BECHCRAFT BONANZA<br>Wing-Span 8 1/2 in. Length 6 1/2 in.     | Kit No. 501<br>PIPER CUB SPECIAL<br>Wing-Span 8-11/16 in. Length 5 1/2 in.    | Kit No. 528<br>SUPER SABRE F-100<br>Wing-Span 9 1/2 in. Length 13 1/2 in.         |
| Kit No. 702<br>SWEET PEAS<br>Wing-Span 4 1/2 in. Length 4 1/2 in.                  | Kit No. 504<br>BECHCRAFT BONANZA<br>Wing-Span 8 1/2 in. Length 6 1/2 in.     | Kit No. 501<br>PIPER CUB SPECIAL<br>Wing-Span 8-11/16 in. Length 5 1/2 in.    | Kit No. 528<br>SUPER SABRE F-100<br>Wing-Span 9 1/2 in. Length 13 1/2 in.         |
| Kit No. 702<br>MIDGET MUSTANG<br>Wing-Span 4 1/2 in. Length 3 1/2 in.              | Kit No. 504<br>BECHCRAFT BONANZA<br>Wing-Span 8 1/2 in. Length 6 1/2 in.     | Kit No. 501<br>PIPER CUB SPECIAL<br>Wing-Span 8-11/16 in. Length 5 1/2 in.    | Kit No. 528<br>SUPER SABRE F-100<br>Wing-Span 9 1/2 in. Length 13 1/2 in.         |
| Kit No. 702<br>PETE<br>Wing-Span 4 1/2 in. Length 4 1/2 in.                        | Kit No. 504<br>BECHCRAFT BONANZA<br>Wing-Span 8 1/2 in. Length 6 1/2 in.     | Kit No. 501<br>PIPER CUB SPECIAL<br>Wing-Span 8-11/16 in. Length 5 1/2 in.    | Kit No. 528<br>SUPER SABRE F-100<br>Wing-Span 9 1/2 in. Length 13 1/2 in.         |
| Kit No. 702<br>KNIGHT TWISTER<br>Wing-Span 4 1/2 in. Length 3 1/2 in.              | Kit No. 504<br>BECHCRAFT BONANZA<br>Wing-Span 8 1/2 in. Length 6 1/2 in.     | Kit No. 501<br>PIPER CUB SPECIAL<br>Wing-Span 8-11/16 in. Length 5 1/2 in.    | Kit No. 528<br>SUPER SABRE F-100<br>Wing-Span 9 1/2 in. Length 13 1/2 in.         |
| Kit No. 702<br>L.S.T. BOAT<br>Length 16 1/2 in.                                    | Kit No. 504<br>BECHCRAFT BONANZA<br>Wing-Span 8 1/2 in. Length 6 1/2 in.     | Kit No. 501<br>PIPER CUB SPECIAL<br>Wing-Span 8-11/16 in. Length 5 1/2 in.    | Kit No. 528<br>SUPER SABRE F-100<br>Wing-Span 9 1/2 in. Length 13 1/2 in.         |
| Kit No. 702<br>FLEET SUBMARINE<br>Length 15 1/2 in.                                | Kit No. 504<br>BECHCRAFT BONANZA<br>Wing-Span 8 1/2 in. Length 6 1/2 in.     | Kit No. 501<br>PIPER CUB SPECIAL<br>Wing-Span 8-11/16 in. Length 5 1/2 in.    | Kit No. 528<br>SUPER SABRE F-100<br>Wing-Span 9 1/2 in. Length 13 1/2 in.         |
| Kit No. 702<br>SUPERMARINE<br>Wing-Span 11 1/2 in. Length 15 1/2 in.               | Kit No. 504<br>BECHCRAFT BONANZA<br>Wing-Span 8 1/2 in. Length 6 1/2 in.     | Kit No. 501<br>PIPER CUB SPECIAL<br>Wing-Span 8-11/16 in. Length 5 1/2 in.    | Kit No. 528<br>SUPER SABRE F-100<br>Wing-Span 9 1/2 in. Length 13 1/2 in.         |
| Kit No. 702<br>BOEING B-17G<br>Wing-Span 19 1/2 in. Length 14 1/2 in.              | Kit No. 504<br>BECHCRAFT BONANZA<br>Wing-Span 8 1/2 in. Length 6 1/2 in.     | Kit No. 501<br>PIPER CUB SPECIAL<br>Wing-Span 8-11/16 in. Length 5 1/2 in.    | Kit No. 528<br>SUPER SABRE F-100<br>Wing-Span 9 1/2 in. Length 13 1/2 in.         |
| Kit No. 702<br>WINNIE MAE<br>Wing-Span 10 1/2 in. Length 6 1/2 in.                 | Kit No. 504<br>BECHCRAFT BONANZA<br>Wing-Span 8 1/2 in. Length 6 1/2 in.     | Kit No. 501<br>PIPER CUB SPECIAL<br>Wing-Span 8-11/16 in. Length 5 1/2 in.    | Kit No. 528<br>SUPER SABRE F-100<br>Wing-Span 9 1/2 in. Length 13 1/2 in.         |



ASSEMBLED VIEW OF DOLLY AND CREW MAN

**CURTISS JN-4D**  
**JENNY**  
 KIT NO. 534

Paint airmen suits brown, faces and hands flesh color, motor and tires black, propeller brown. Use enamels or plastic paints only. Do not use lacquer paint materials as these craze the plastic. Apply all decals as shown on photos; press and shape lightly over curved parts. Model may be rigged if desired, see box cover as well as photos for line positions; use fine nylon, silk thread or fine wire. Use tweezers to assist cementing rigging in position.


The "Jenny" was the most widely used type of training airplane of World War I. They were used in America, Canada, Great Britain and France. This airplane continued in service as a trainer after the war until 1927. Many were sold as war surplus and were used for barnstorming. Many manufacturers of private planes failed trying to make an inexpensive airplane for the public. They could not compete against the cheap price of a surplus "Jenny." This plane is blamed for the lack of development of private planes until they were condemned by the Government in 1927.

**LOOK FOR OTHER LINDBERG MODELS AT YOUR LOCAL DEALER**

**LINDBERG PRODUCTS INCORPORATED, SKOKIE, ILLINOIS**




# EASY TO ASSEMBLE STEP BY STEP INSTRUCTIONS




FAMOUS THE WORLD OVER

**68 PARTS**


**ASSEMBLY PROCEDURE**  
While cementing, scotch tape, masking tape or rubber bands may be used to hold parts in position as they dry.



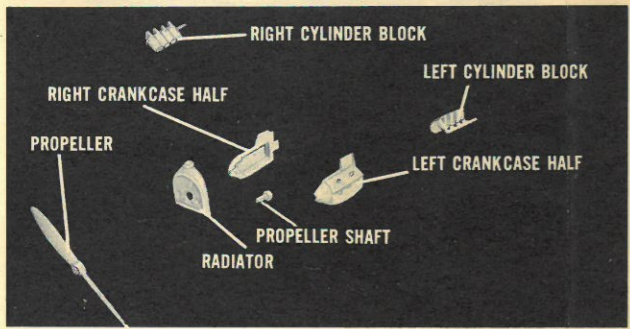
CURTISS JENNY JN-4D		
CODE	PARTS	ITEM
1	1	RIGHT BODY HALF
2	1	LEFT BODY HALF
3	1	TOP WING
4	1	LEFT LOWER WING PANEL
5	1	RIGHT LOWER WING PANEL
6	1	RUDDER
7	1	STABILIZER
8	1	PROPELLER
9	1	PROPELLER SHAFT
10	1	RADIATOR
11	1	LEFT CRANKCASE HALF
12	1	RIGHT CRANKCASE HALF
13	1	LEFT CYLINDER BLOCK
14	1	RIGHT CYLINDER BLOCK
15	1	ENGINE COWL
16	2	WHEELS
17	1	NAME PLATE
18	2	LANDING GEAR STRUTS
19	1	AXLE SHAFT
20	2	INSTRUMENT PANELS
21	1	FLOOR BOARD
22	2	SEATS
23	2	CONTROL STICKS
24	2	RUDDER BARS
25	4	INTERPLANE STRUTS (outer struts)
26	2	CABANE STRUTS (inner struts)
27	2	WING TIP SKIDS
28	2	AIRMEN
29	4	KING POSTS
30	2	ELEVATOR HORNS
31	1	RUDDER HORNS
32	2	AILERON HORNS
33	2	FRONT STABILIZER STRUTS
34	2	REAR STABILIZER STRUTS
35	1	BODY BUTTON
36	1	STAND WIRE
37	1	STAND BUTTON
38	1	STAND PYLON
39	1	STAND BASE
40	1	TAIL SKID
41	2	WINDSHIELDS
42	1	DECAL
43	1	PLAN
44	2	TAIL SKID DOLLY WHEELS
45	1	TAIL SKID DOLLY FRAME
46	1	TAIL SKID DOLLY REST
47	1	GROUND CREW MAN
48	1	GROUND CREW MAN
<b>TOTAL 68 PARTS</b>		



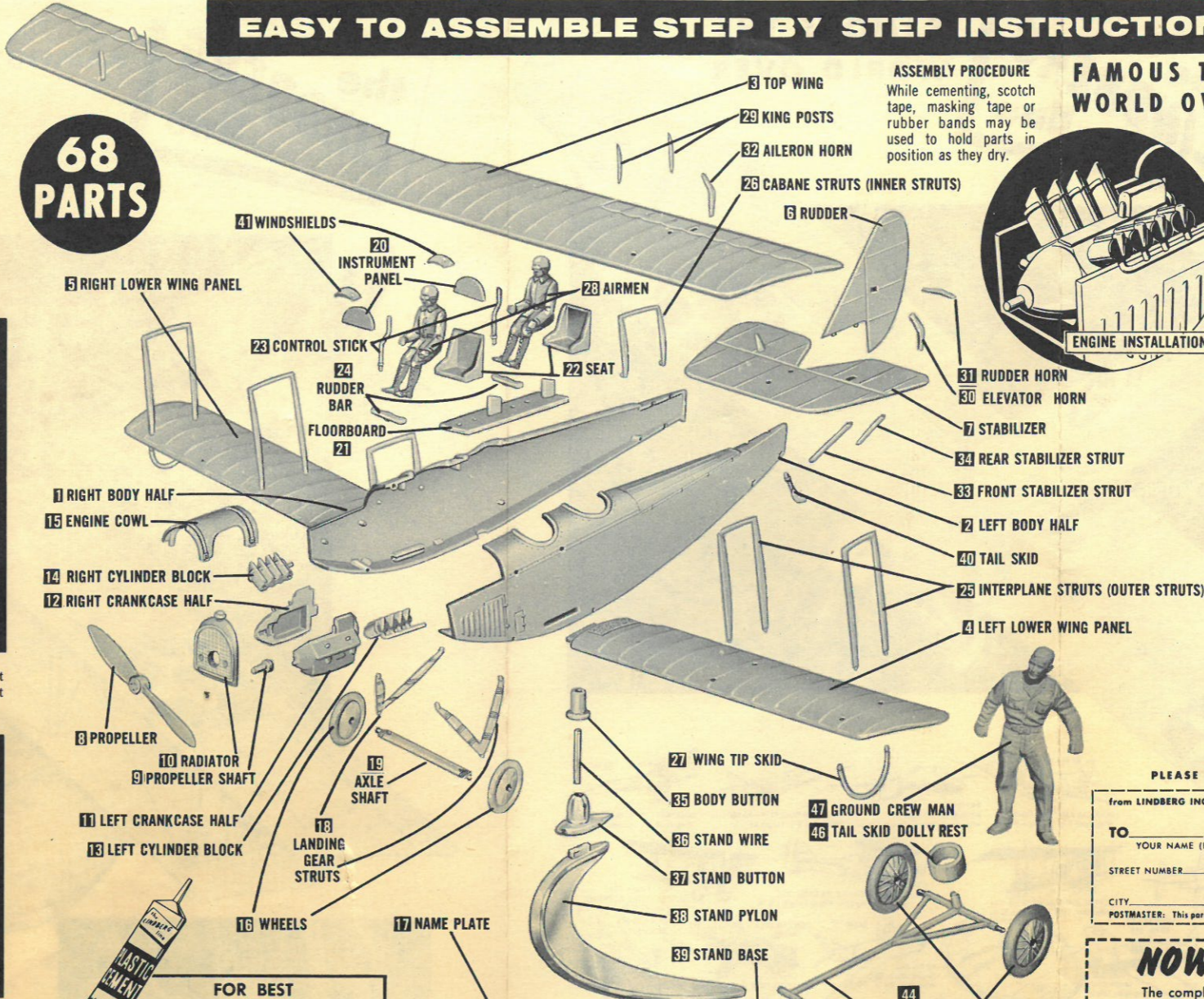
**1** Cement seats, control sticks, rudder bars to floorboard. Then cement floorboard unit and instrument panels into right body half. Cement airmen in seats.



**2** Now, cement left body half to right. Stabilizer, rudder, left and right lower wing panels in position, windshields to top front of cockpits.



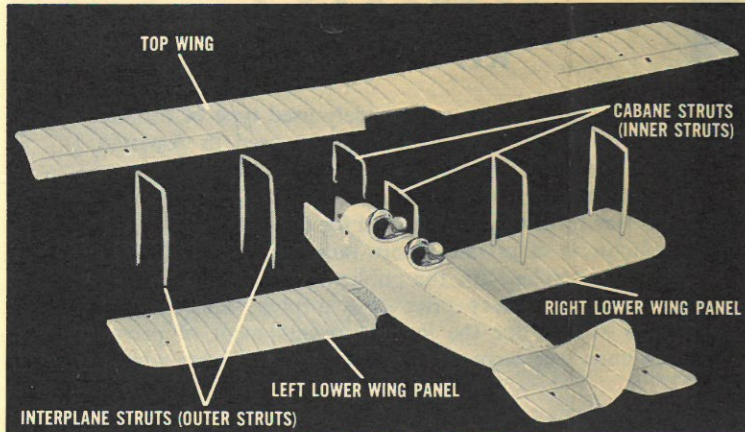
**3** Lay shaft end into front of one crank case half. Cement other crank case half in place. Do not cement shaft end as it will not turn. Cement right and left cylinder blocks to crank case.




**FOR BEST ASSEMBLY RESULTS USE LINDBERG PLASTIC CEMENT**

**4** Cement tail skid dolly rest top of dolly frame; press wheels to dolly frame axle. See completed assembly on front of instruction sheet.


**5** Assemble display stand pieces. Press soft wire into top of pylon button. Cement pylon and name plate to base. Leave body button and stand button dry well before mounting model.



**4** Next, cement interplane (outer struts) and cabane struts (inner struts) in position on body and lower wing. Cement top wing in place.



**5** Cement engine into nose of model, radiator to nose of body, and propeller to shaft. Engine cowl may be cemented to top of body, or leave loose so engine can be seen.



**6** Cement landing gear struts, axle shaft, tail skid, wing tip skids, body button, king posts and wing, elevator, rudder horns to model.

**NOTE: IMPORTANT**— CHECK OFF MISSING OR DAMAGED PARTS ON LIST ABOVE, THEN CUT FROM PLAN AND MAIL SAME TO FACTORY FOR ADJUSTMENT. REQUESTS RECEIVED WITHOUT THIS PARTS LIST SECTION, CUT FROM PLAN WILL NOT BE HONORED.

PLEASE FILL IN COUPON BELOW IN INK

from LINDBERG INC., 8050 N. MONTICELLO AVE., SKOKIE, ILL.

TO \_\_\_\_\_  
YOUR NAME (PLEASE PRINT)

STREET NUMBER \_\_\_\_\_

CITY \_\_\_\_\_ ZONE \_\_\_\_\_ STATE \_\_\_\_\_

POSTMASTER: This parcel may be opened for postal inspection. Return Postage Guaranteed

**NOW AVAILABLE!**

The complete LINDBERG LINE catalog with all models in beautiful colors. Send 15c in coin to cover postage and special handling to

**LINDBERG PRODUCTS, INC., SKOKIE, ILLINOIS**