

# Notice de Montage de

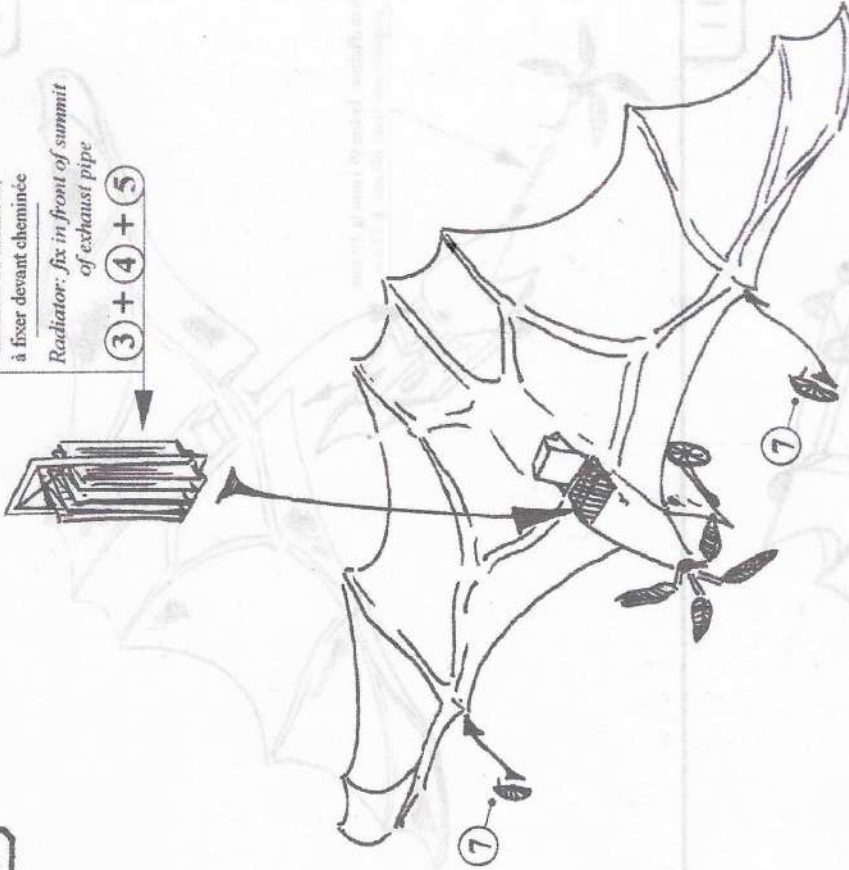
Generals Instructions for

L'Ecole de C. Ader 1890

10

ensemble du radiateur,  
à fixer devant cheminée  
Radiator: fix in front of summit  
of exhaust pipe

③ + ④ + ⑤



## Couleurs:

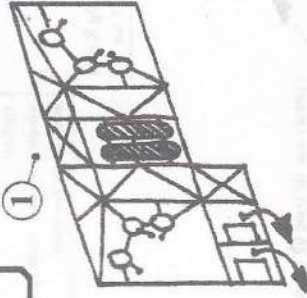
- Siège: bois
- Chassis interne cellule: noir ou bois foncé
- Intérieur cellule: greige, sol gris foncé
- Hélice: Bois & bambou
- Radiateur:
  - plancher & chassis: noir ou bois foncé
  - Tubulures: laiton vernis
- Entoilage: Bleu ciel
- Armature ailes: noir
- Amortisseurs: noir
- Roues principales: bois + bandage noir
- Roue avant et roue arrière: rayons métal + pneu noir

## Color scheme:

- Chair: wood
- Cockpit frame: black or dark wood
- Cockpit interior walls: cream, ground: dark gray
- Propeller: wood and bamboo
- Radiator:
  - chassis and floor: black,
  - tubing: polish brass
- Fabric covering: light blue
- Wings frames: black
- Shocks: black
- Main wheels: wood with black circle
- Front and rear wheels:
  - rays: silver
  - tires: black

4

1

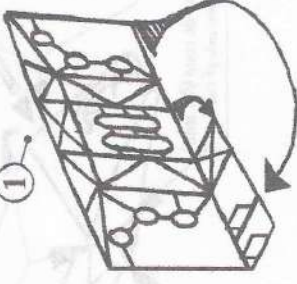


relever les deux supports de siège à 90°  
Fold the two supports of the chair to 90°

3

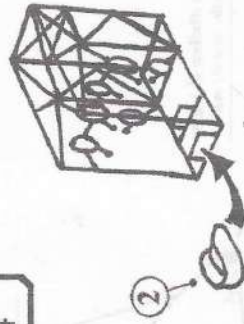


2

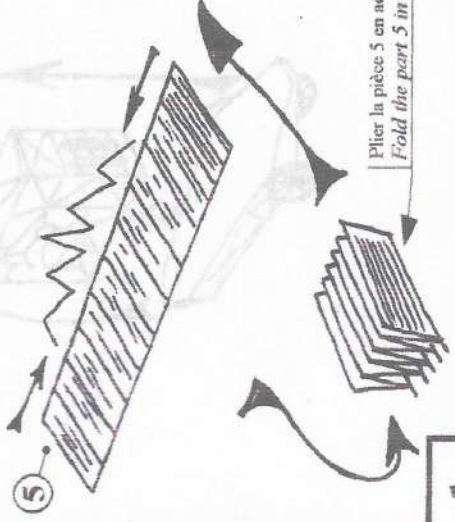


replier la cellule sur sa base  
Fold the airframe on base

4



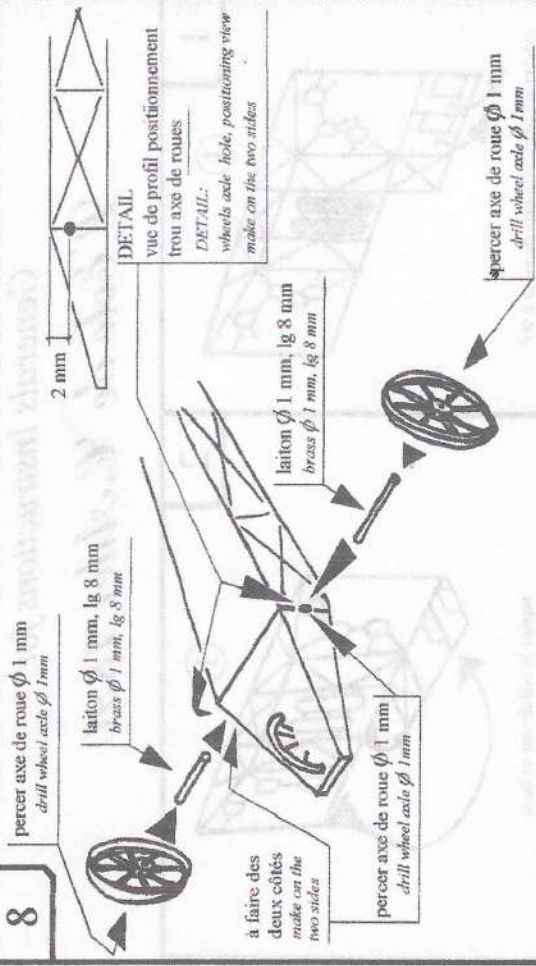
Radiateur  
Radiator:




Plier la pièce 5 en accordéon  
Fold the part 5 in accordion

1

8

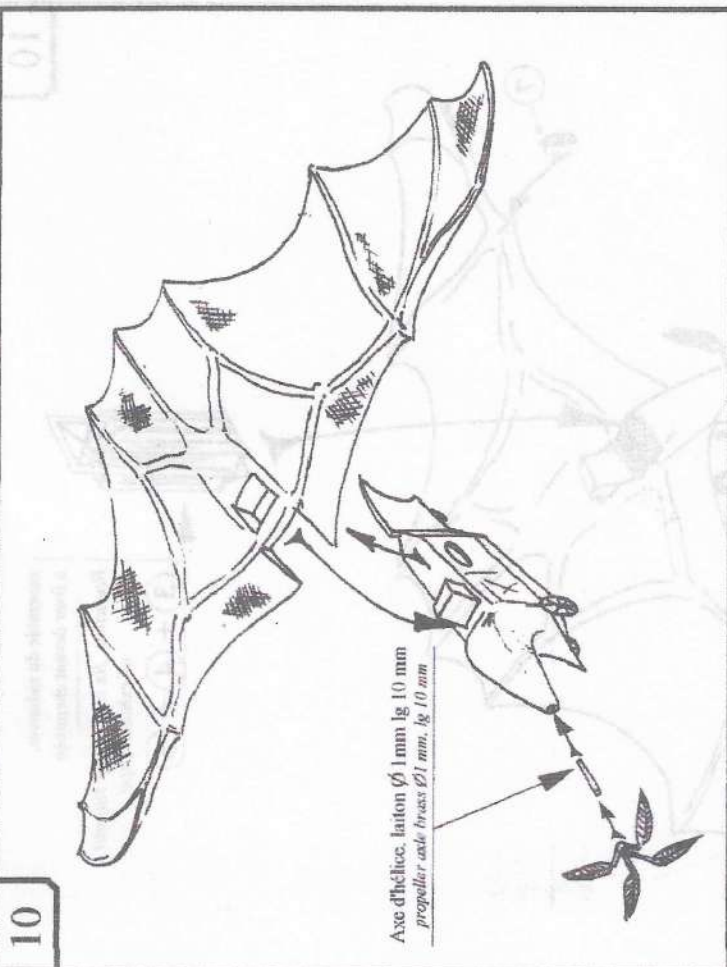


9

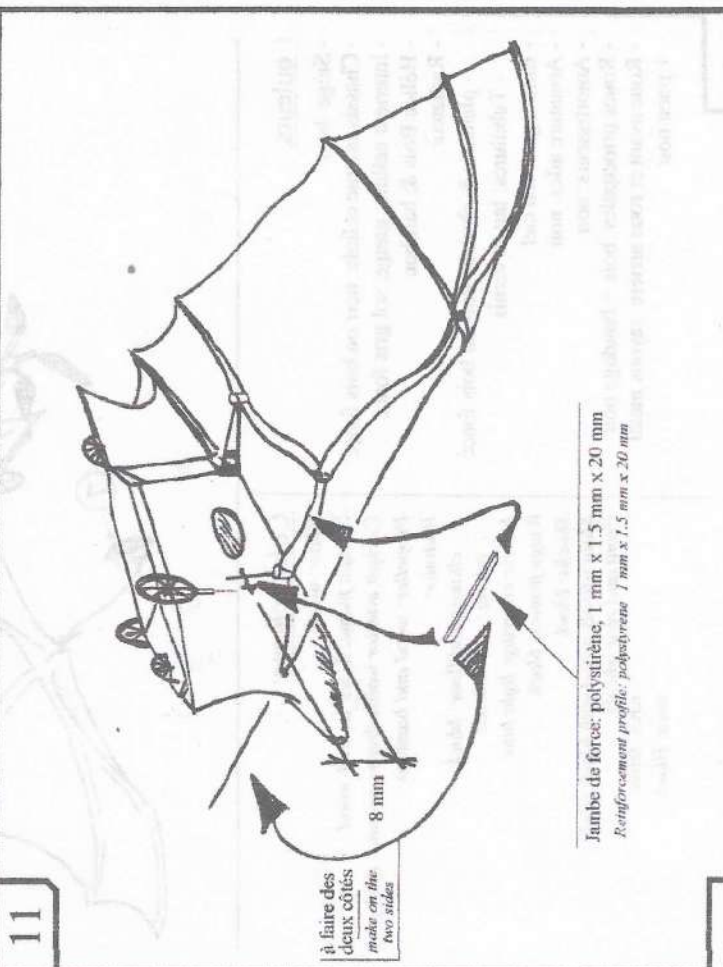


2

10



11



3