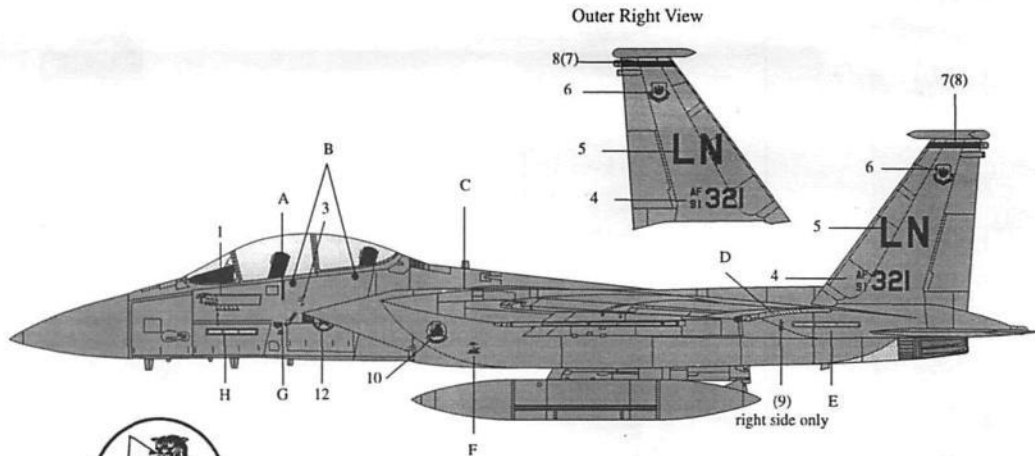


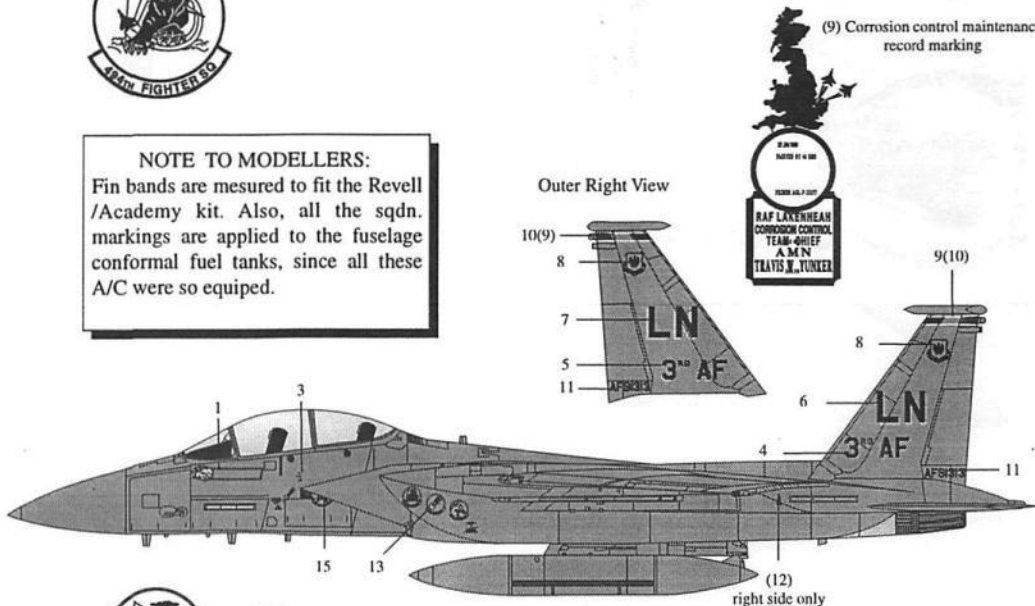
# KOSOVO EAGLES F-15E

A/C Type	F-15E Strike Eagle.
Pilot & Unit	Pilot and WSO Names withheld. 494th Fighter Squadron. 48th Fighter Wing. "Statue of Liberty" Wing. RAF Lakenheath, UK.
Locale & Date	Operation Allied Force Aviano Air Base, Italy, April-June 1999.
Camouflage & Markings	Standard paint scheme of 36118 Gunship Gray, all markings are in Black.
Remarks	Aircraft temporarily assigned to the 31st Air Expeditionary Wing, at Aviano. Mission Markings on the left side are from operation Northern Watch, enforcing "No Fly Zone" over Iraq. Mission Markings depict AAA, Radar, and SAM site kills.

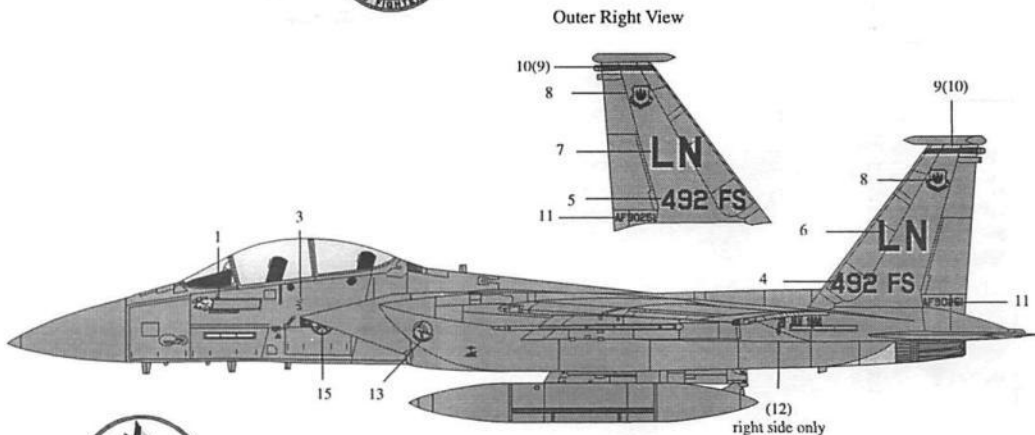


**NOTE TO MODELLERS:**  
 Fin bands are mesured to fit the Revell /Academy kit. Also, all the sqdn. markings are applied to the fuselage conformal fuel tanks, since all these A/C were so equipped.

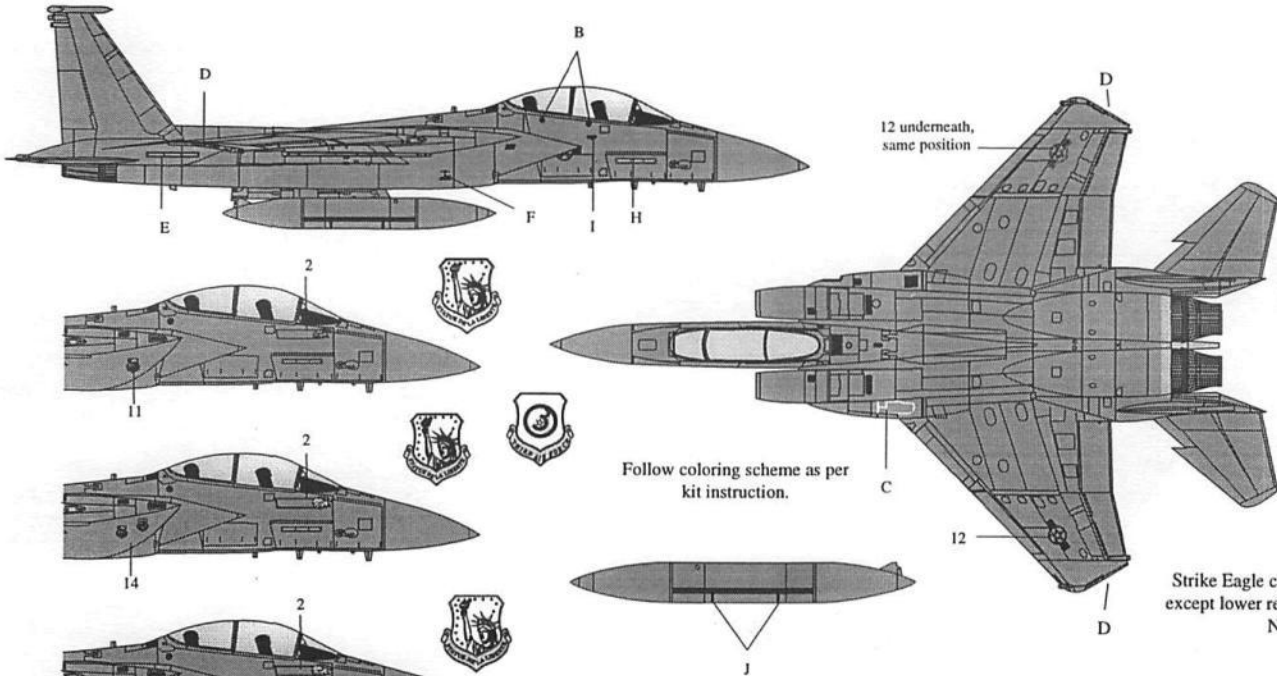
A/C Type	F-15E Strike Eagle.
Pilot & Unit	Pilot and WSO Names withheld. 492nd Fighter Squadron. 48th Fighter Wing. "Statue of Liberty" Wing. RAF Lakenheath, UK.
Locale & Date	Aviano Air Base, Italy Operation Allied Force, April - June 1999.
Camouflage & Markings	Standard paint scheme of 36118 Gunship Gray, all markings are in Black.
Remarks	This A/C was the 3rd Air Force Commander's Personal Flagship. Aircraft was temporarily assigned to the 31st Air Expeditionary Wing at Aviano.



A/C Type	F-15E Strike Eagle.
Pilot & Unit	Pilot and WSO Names withheld. 492nd Fighter Squadron. 48th Fighter Wing. "Statue of Liberty" Wing.
Locale & Date	Aviano Air Base, Italy Operation Allied Force, April - June 1999.
Camouflage & Markings	Standard paint scheme of 36118 Gunship Gray, all markings are in Black.
Remarks	A/C is the Flagship of the 492nd Squadron Commander. Temporarily assigned to the 31st Expeditionary Wing at Aviano. Mission Markings on the left side are from Operation Northern Watch, enforcing the "No Fly Zone" over Iraq. Operation Allied Force mission markings were never applied to the 48th Fighter Wing F-15Es.



**EAGLE STRIKE Productions**  
 2025 S.W. 22 Terrace  
 Miami, FL 33145 U.S.A  
 fax (305) 285-7219



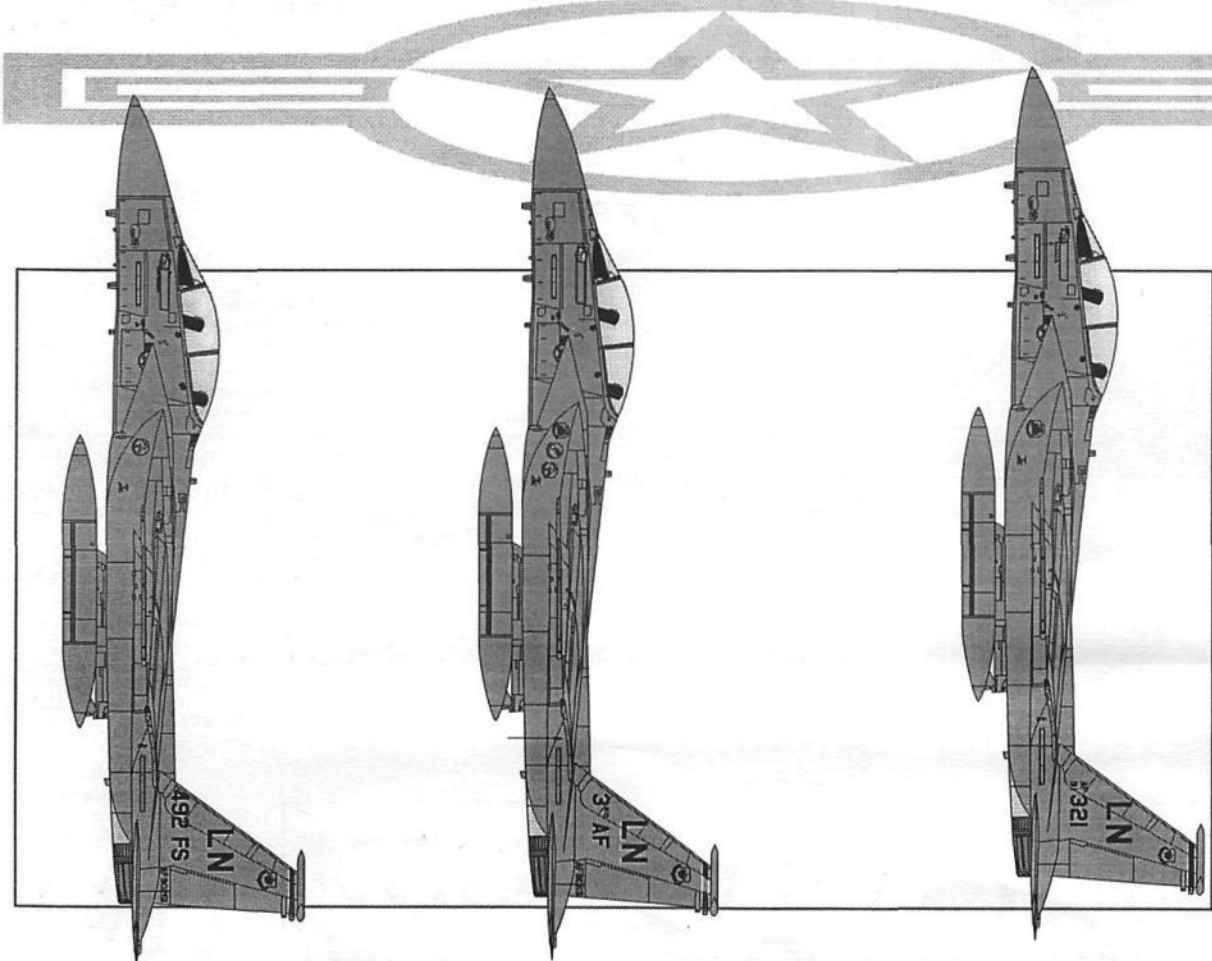
Strike Eagle color is overall F.S. 36118, except lower rear fuselage section which is Natural Metal.

Recommended Kits:  
 - Revell /Academy/Hasegawa F-15E Strike Eagle

References:  
 - Photos from Aviano Air Base. Kindly provided by Mark Hasara.

**Decaling:** Apply decals only to a glossy surface.

1. With a sharp scissors or knife, carefully cut item to be used, being careful of not cutting off the clear film around it or that belonging to an adjacent item.
2. Submerge in clean tap water for over 10 seconds and lay over an absorbent paper towel. Decal will slide freely in about 20 seconds. Do not leave decal on water bowl over ten seconds, or adhesive quality will suffer.
3. With a clean brush, apply a setting solution to the area where the decal will finally lay. (Micro, Super or Aero Set will do). With a clean pointed brush slide the decal on to the final area. Allow the setting solution to dry for about 3-5 minutes.
4. With another clean brush, apply a solvent solution over the decal (Micro, Super or Aero Sol will do). Do this if possible in one stroke since your decal will soften up and wrinkle immediately. This is an important step in the process, whatever you do **DO NOT TOUCH THE DECAL**, after this process until it is totally dry, preferably overnight.
5. When thoroughly dry, rinse your model with tap water and mild soap to wash of excess glue.
6. Finish your model with the desired final coat (gloss, flat, or semi-gloss).



**KOSOVO EAGLES F-15E**

48005