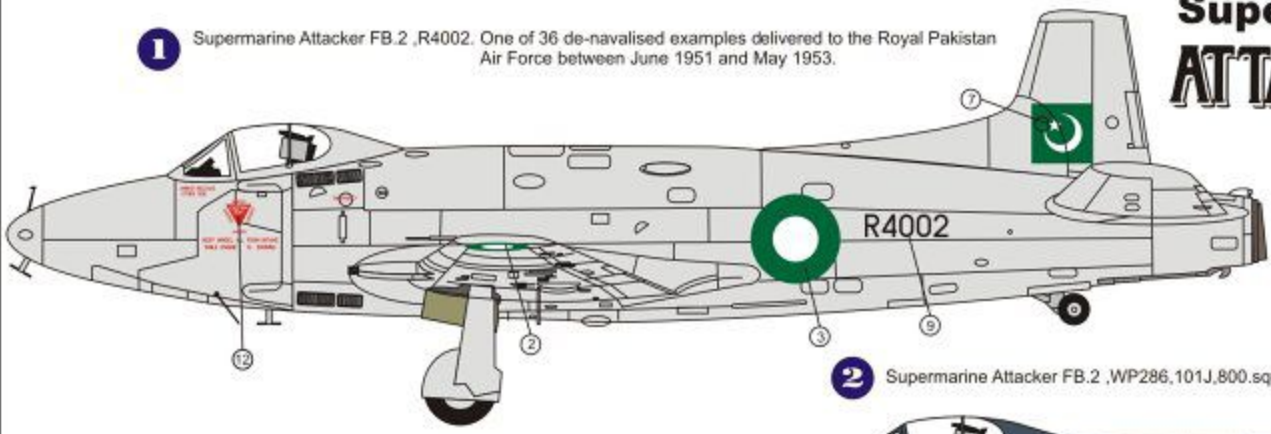


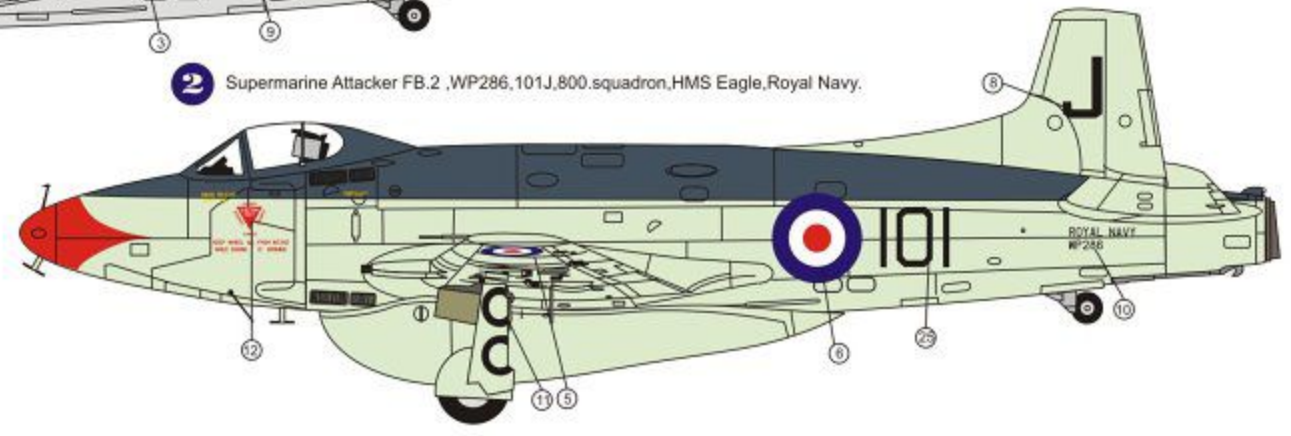
# Supermarine ATTACKER FB.2

Marking & Painting  
マーキング及び塗装図


**1** Supermarine Attacker FB.2 ,R4002. One of 36 de-navalised examples delivered to the Royal Pakistan Air Force between June 1951 and May 1953.




**2** Supermarine Attacker FB.2 ,WP286, 101J,800.squadron,HMS Eagle,Royal Navy.



**1**

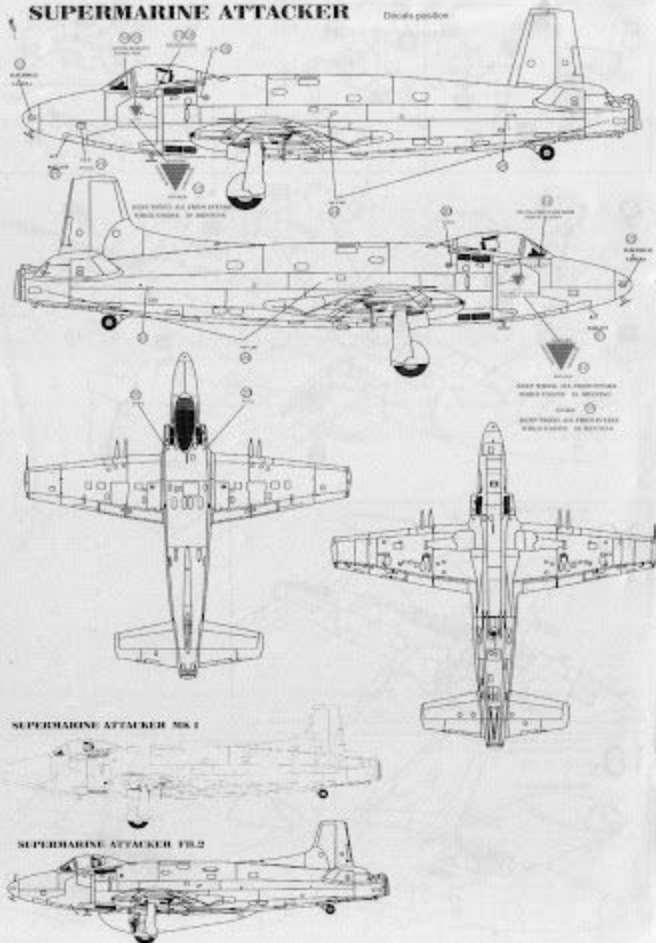


**2**



# SUPERMARINE ATTACKER

Decals position



SUPERMARINE ATTACKER F.1

SUPERMARINE ATTACKER FB.2

**AZmodel**  
Plastic Kits

# Supermarine Attacker F.1, FB.2, Prototype

Plastic model

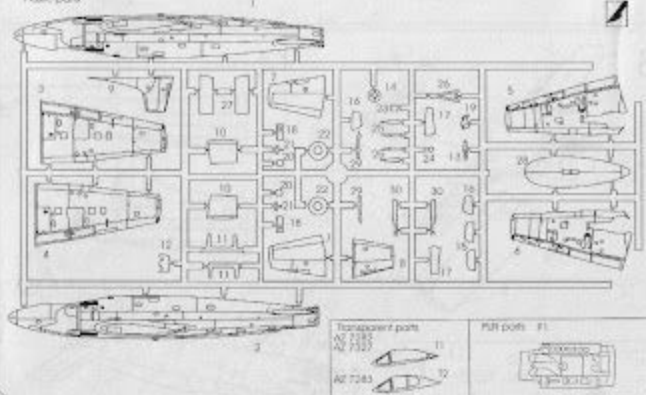
AZ7282 AZ7283 AZ7327

Scale : 1/72

## Supermarine Attacker

The Supermarine Attacker was a British single-seat naval jet fighter built by Supermarine for the Royal Navy Fleet Air Arm (FAA). It was the FAA's first jet fighter. The Attacker developed from a Royal Air Force (RAF) fighter jet project, under Air Ministry Specification E.10 of 1944 (the E for experimental). A single-engine jet fighter powered by the Rolls-Royce RB.41 / Nene. Three variants of the Supermarine Attacker were built for the FAA. Its Attacker F.1, FB.1 and FB.2. All versions armed 4x20mm cannons or 2x1000lb bombs or 12xrockets. Number built was 182.

Plastic parts



### Notice!

This kit was made using the short-run technology. Prior to construction the individual parts should be cleaned up on the surfaces destined for cementing and test fitting of the parts before cementing is recommended.

References:	Richard A.Frazer, Attacker, Dairymilk, Vesum Publishing, England
Model model:	Petr Muzikar - AZ Model, Czech Rep.
Drawing libra:	Richard A.Frazer, Attacker, Dairymilk, Vesum Publishing, England



	Humbrol
A	Black
B	M33
C	White
D	Aluminum Gray Green
E	H170
F	Light Aluminum Gray
G	H56
H	Light Brown
I	H118
J	Black
K	H87
L	Dark Green
M	H53

