


## Jetstream Collection



For the best results these decals should be applied to a gloss surface such as provided by either Xtracolor or Xtracrylix paints. Cut out the decal required and soak in warm water until the decal is released from the backing paper. Wet the area to be decaled with MICRO SET which will help to eliminate air trapped under the decal and position the decal.

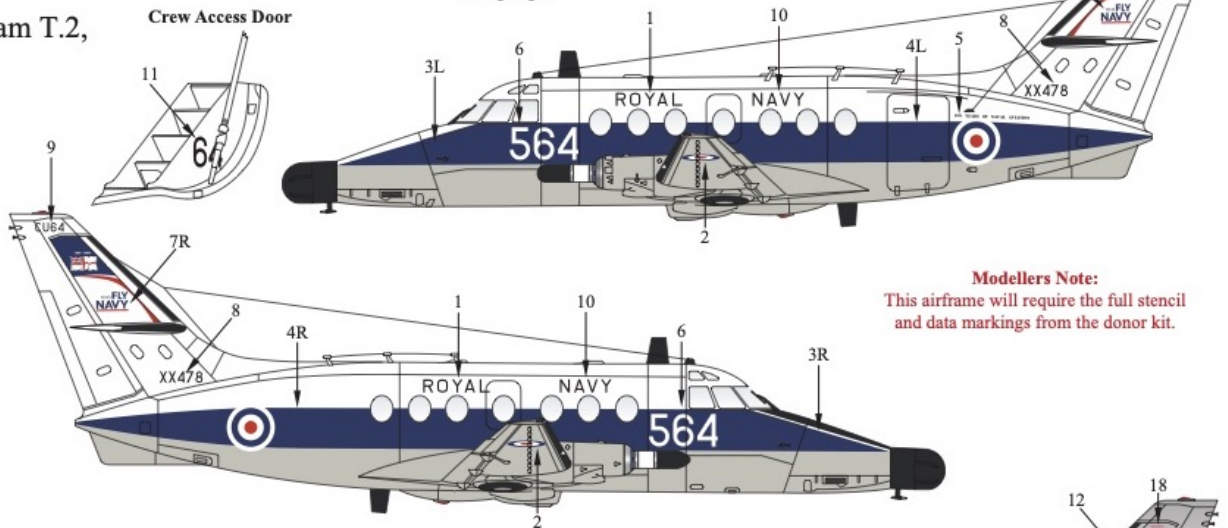
After 5 or 10 minutes wet the decal with MICRO SOL which will soften the decal and ensure that it settles down over any surface detail. Allow the decal to dry for at least 12 hours. During this time some wrinkling of the decal may occur, this is normal. Do not touch the decal at this time.

Carefully check for small air bubbles and if there are any prick with a needle and apply a drop of MICRO SOL. After all air bubbles have been eliminated and the decals are dry wash the entire model with water to remove any excess decal adhesive.

When completely dry the whole model should be sprayed with a coat of Xtracolor or Xtracrylix Flat, Satin or Gloss varnish depending on the finish required.

Store in a cool dry place, avoid sunlight, dampness or extremes of temperature and/or humidity.

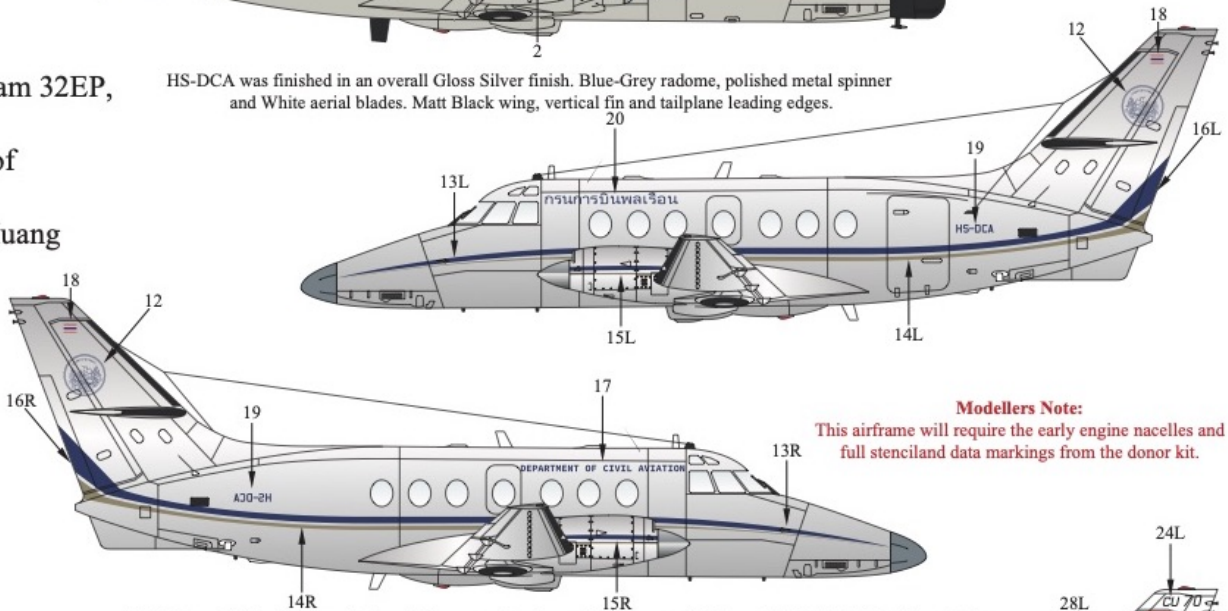
XX478 was finished in overall Gloss White upper fuselage and tailplanes with Gloss BS381C:627 Light Aircraft Grey lower fuselage and entire wings. Matt BS381C:642 Night anti-glare panel, radome, aerial blades and wing, vertical fin and tailplane leading edges.



**Modellers Note:**  
This airframe will require the full stencil and data markings from the donor kit.

British Aerospace Jetstream 32EP,  
HS-DCA,  
of Thailand Department of  
Civil Aviation,  
based at Bangkok Don Muang  
International Airport,  
Thailand,  
2016.

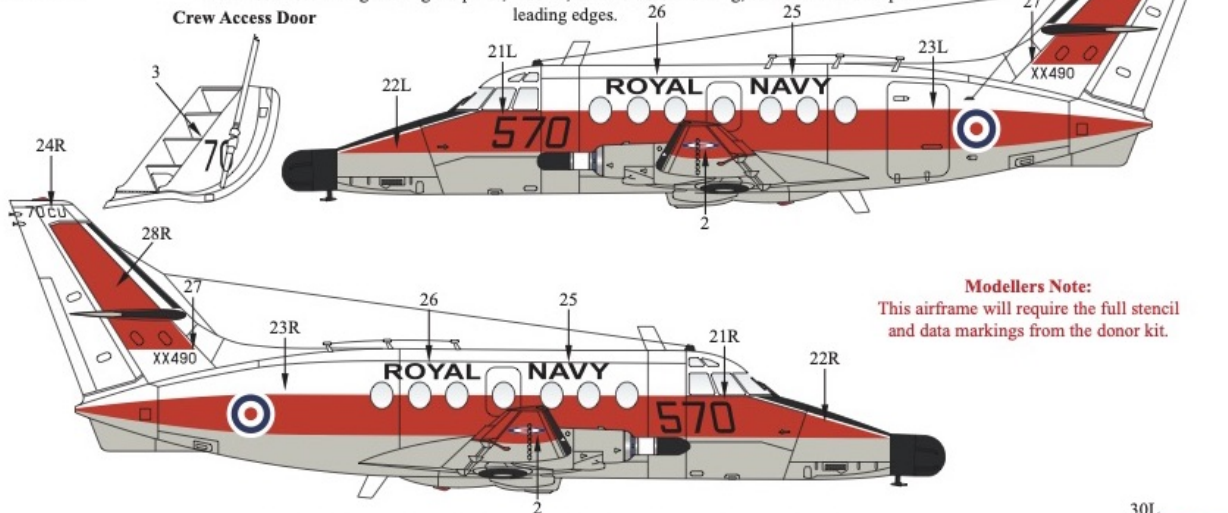
HS-DCA was finished in an overall Gloss Silver finish. Blue-Grey radome, polished metal spinner and White aerial blades. Matt Black wing, vertical fin and tailplane leading edges.



**Modellers Note:**  
This airframe will require the early engine nacelles and full stencil and data markings from the donor kit.

Scottish Aviation Jetstream T.2,  
XX490/CU70/570,  
of 750 NAS,  
Royal Navy,  
based at RAF Culdrose  
UK,  
30 July, 1985.

XX490 was finished in overall Gloss White upper fuselage and tailplanes with Gloss BS381C:627 Light Aircraft Grey lower fuselage, entire wings and tailplanes. Gloss BS381C:537 Signal Red outer wing areas and forward areas of the tailplanes. Matt BS381C:642 Night anti-glare panel, radome, aerial blades and wing, vertical fin and tailplane leading edges.




**Modellers Note:**  
This airframe will require the full stencil and data markings from the donor kit.

Scottish Aviation Jetstream T.2,  
XX475  
of Defense Evaluation & Research Agency,  
based at RAF Cottesmore  
UK,  
2000.

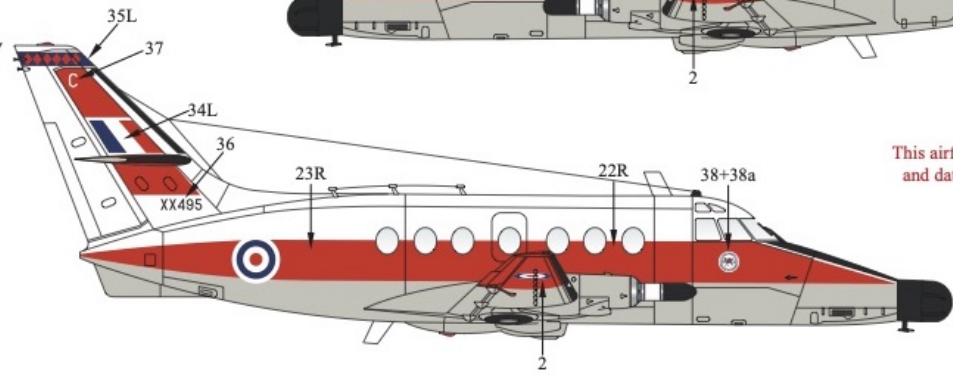
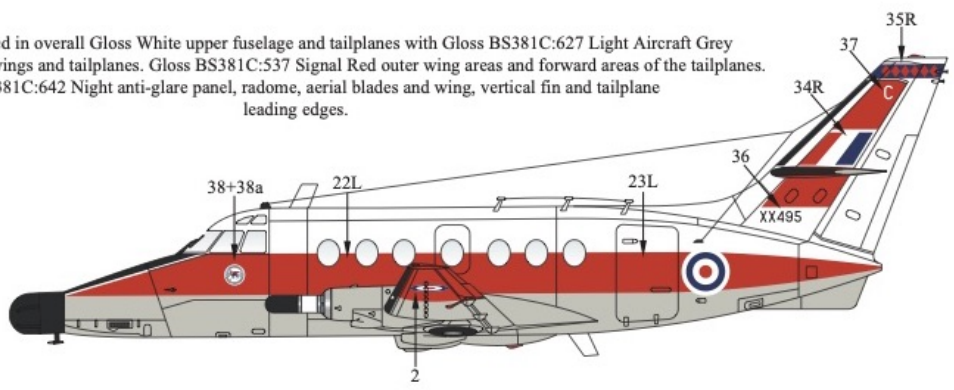
XX475 was finished in overall Gloss White upper fuselage and upper inner wings. The lower fuselage and lower inner wings were Gloss BS381C:110 Roundel Blue. The upper and lower surfaces of the tailplanes were Gloss BS381C:537 Signal Red as were the outer wing areas and central fuselage cheatline.

Matt BS381C:642 Night anti-glare panel, radome, aerial blades and wing, vertical fin and tailplane leading edges.



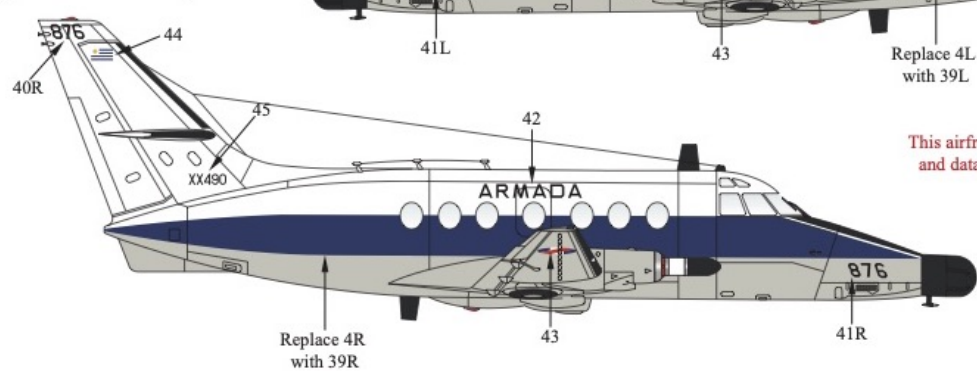

**Modellers Note:**  
This airframe will require the full stencil and data markings from the donor kit.

XX495 was finished in overall Gloss White upper fuselage and tailplanes with Gloss BS381C:627 Light Aircraft Grey lower fuselage, entire wings and tailplanes. Gloss BS381C:537 Signal Red outer wing areas and forward areas of the tailplanes. Matt BS381C:642 Night anti-glare panel, radome, aerial blades and wing, vertical fin and tailplane leading edges.



**Modellers Note:**  
 This airframe will require the full stencil and data markings from the donor kit.

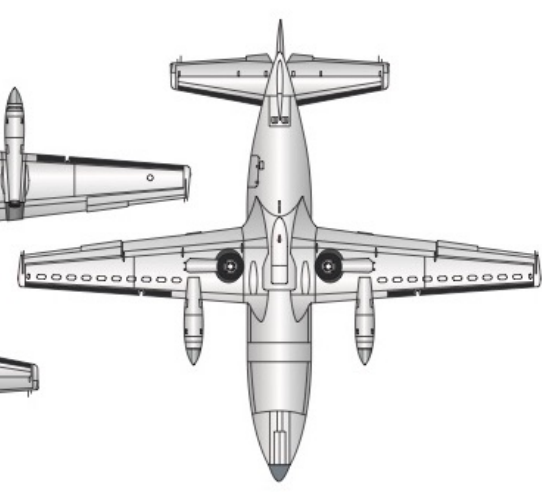
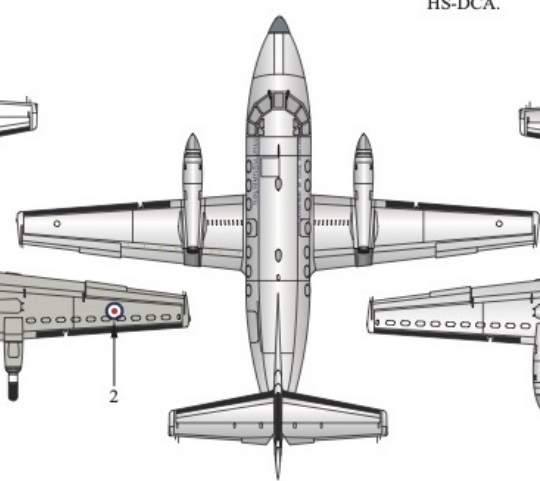
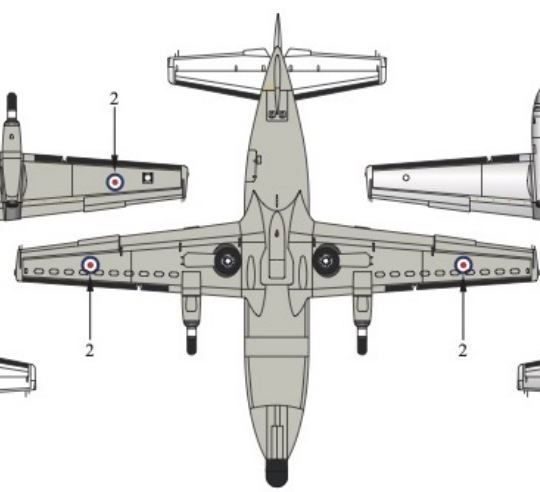
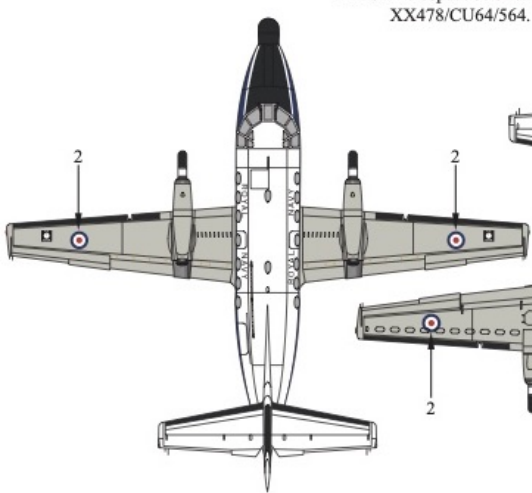
XX490 was finished in overall Gloss White upper fuselage and tailplanes with Gloss BS381C:627 Light Aircraft Grey lower fuselage and entire wings. Matt BS381C:642 Night radome, anti-glare panel, aerial blades and wing, vertical fin and tailplane leading edges.



**Modellers Note:**  
 This airframe will require the full stencil and data markings from the donor kit.

British Aerospace Jetstream T.2, XX478/CU64/564.

British Aerospace Jetstream 32EP, HS-DCA.




**Xtracolor Paints**  
 X014 BS381C:537 Signal Red  
 X015 BS381C:627 Light Aircraft Grey  
 X141 White  
 X404 Matt Black  
 X501 Silver

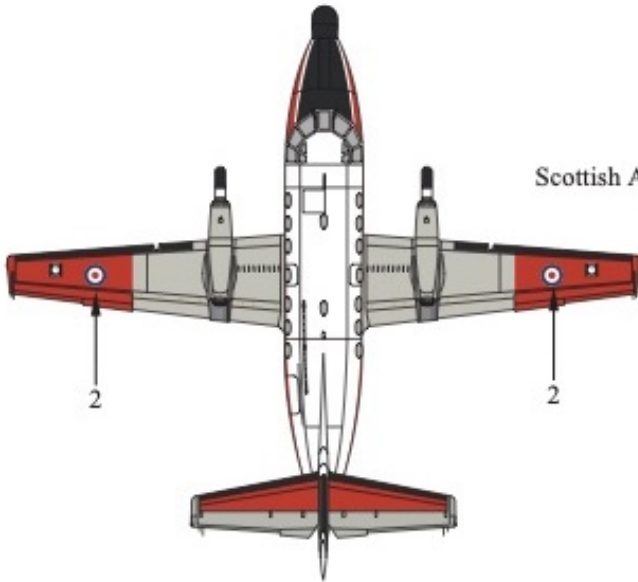
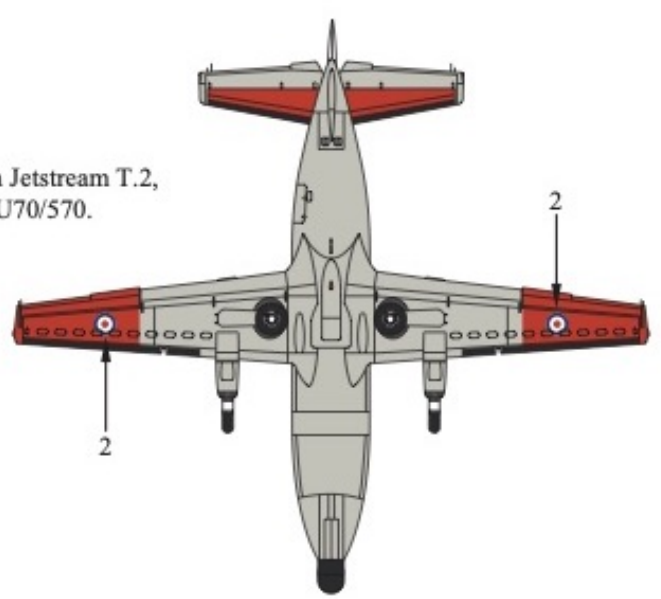
Paints:

The colours used on these aircraft can be found in the Xtracolor (prefix number with X) and Xtracrylix (prefix number with XA1) range of paints.

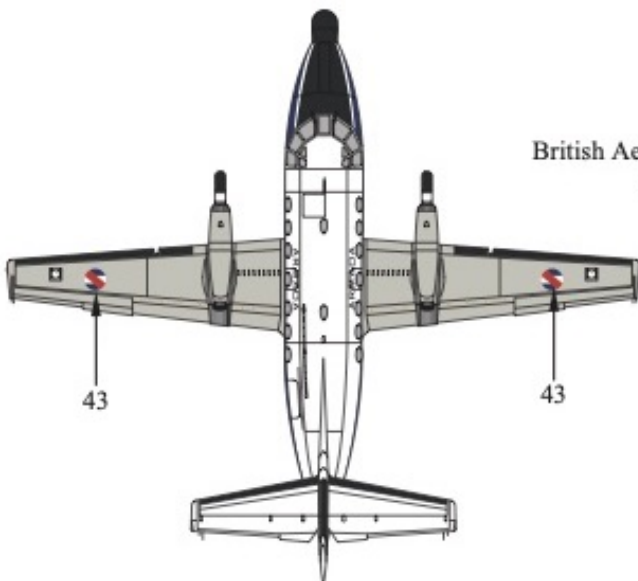
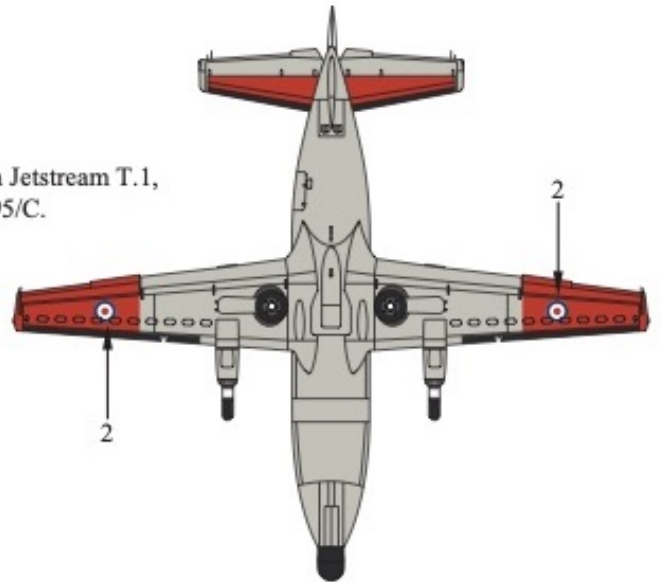
**Xtracrylix Paints**  
 XA1014 BS381C:537 Signal Red  
 XA1015 BS381C:627 Light Aircraft Grey  
 XA1141 White



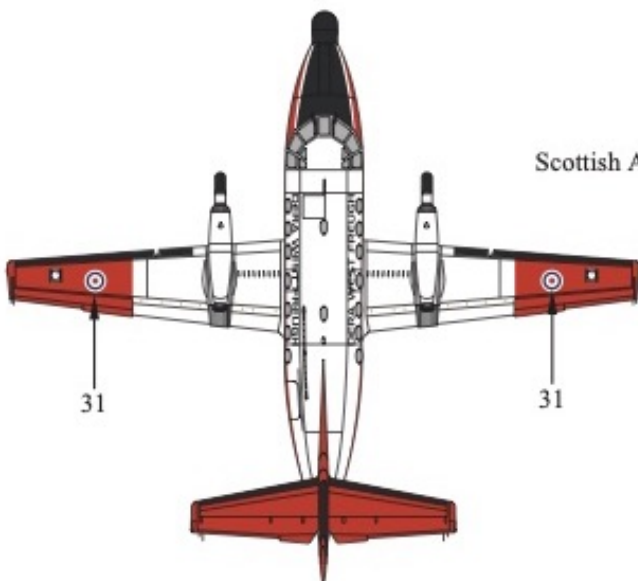
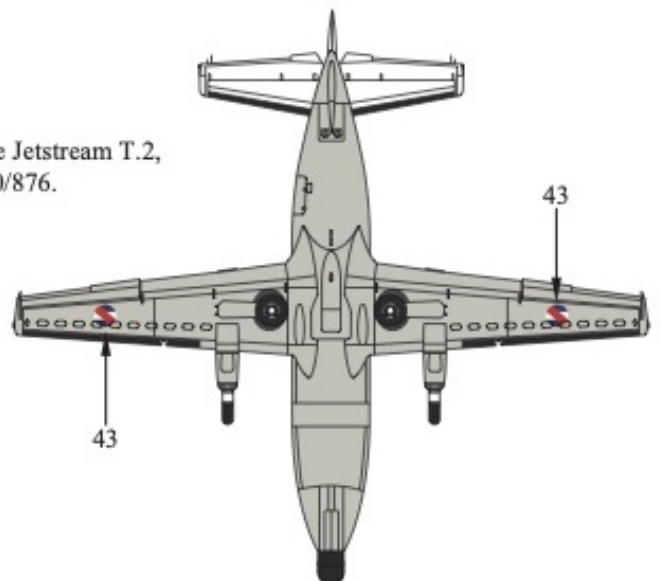
Scottish Aviation Jetstream T.2,  
XX490/CU70/570.



Scottish Aviation Jetstream T.1,  
XX495/C.



British Aerospace Jetstream T.2,  
XX490/876.



Scottish Aviation Jetstream T.2,  
XX475.

