

PRINTED BY
cartograf

48019

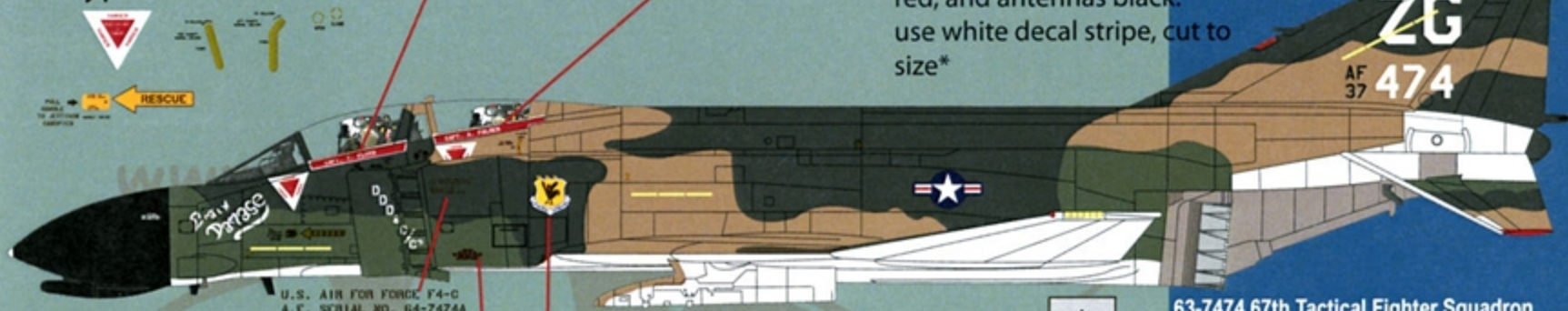
USAF C-MODEL SPOOKS



Type 'A'

MAJ. T. FLOYD CAPT. A. PALMER

paint tip of vertical stab red, and antennas black. use white decal stripe, cut to size



U.S. AIR FORCE F-4C A.F. SERIAL NO. 64-7474A

NOTICE THIS AIRCRAFT WITH GRADE JP-4 FUEL. IDENTIFY LOCATION FROM THE

C/C SSGT TEX POWELL

NOSE GEAR DOOR

63-7474 67th Tactical Fighter Squadron
18th Tactical Fighter Wing
Korat RTAB, Thailand, December 1972

The 67th TFS was the first unit to fly the Phantom in the SAM-suppression mission. The F-4C (WW) is a modified F-4C with specialty Electronic Counter Measures (ECM), Radar Homing And Warning (RHAW), and other gear suited to the Suppression of Enemy Air Defense (SEAD) mission. The squadron deployed six jets from Kadena AB, Okinawa, to Thailand during September 1972 and remained in place until February 1973. These Phantoms and their nine crews flew solo or paired with F-4Es during the height of Linebacker II operations in and around Hanoi. With the exception to those stencil markings specified at left, use the Cartograf-printed stencil markings included with the kit for this jet, but use Type 'A' ejection seat triangles, canopy controls, and Rescue arrow from this decal sheet.

paint tips of stabs red



AIC WHITBECK P. DUGGER SGT

Type 'B'

MAJ. B. BELLES MAJ. P. KELLY



RUB A DUB DUB TWO MEN IN A TUB

U.S. AIR FORCE F-4C-18-70 A.F. SERIAL NO. 63-7470A

NOTICE THIS AIRCRAFT WITH GRADE JP-4 FUEL. IDENTIFY LOCATION FROM THE

All Weasel F-4Cs at Korat were fitted with ER-142 antennas aft of the radome and on side of each intake forward of wing root

63-7433, 63-7470, & 63-7423
67th Tactical Fighter Squadron
18th Tactical Fighter Wing
Korat RTAB, Thailand, December 1972

All six of the deployed Phantoms carried nose art, applied in white on the left side of the jet; in this case, 'Dick's Peace Machine' on F-4C 63-7433, 'Rub a Dub, Dub, Two Men in a Tub,' on 63-7470, and 'Jail Bait,' on 63-7423 (below). Notice that 7423 has a D-model chin fairing below its radome, even though it is an F-4C. Use Type 'B' ejection seat triangles and Rescue arrow on 7470. Use Type 'A' ejection seat triangles, Rescue arrow, and canopy control decals for 7423 and 7433. Otherwise, use kit-supplied stencil decals as directed in the kit instructions. Each of the deployed jets used the 'YGBSM' decal on the nose gear door. The tips of external fuel tanks were originally red upon arrival to Korat. However, they were often jettisoned in combat when required. As a result, red 'pretty' tanks were quickly depleted and normal tanks were used in their place.




CAPT. R. GRAHAM CAPT. J. WILLIAMS

U.S. AIR FORCE F-4C-18-70 A.F. SERIAL NO. 63-7433A

NOTICE THIS AIRCRAFT WITH GRADE JP-4 FUEL. IDENTIFY LOCATION FROM THE




LAU-34 launch rail was used to carry AGM-45 Shrike missile. Aircraft serial number was stenciled onto left side of each rail.



CAPT. B. MCLEOD MAJ. D. LAVIGNE

U.S. AIR FORCE F-4C-18-70 A.F. SERIAL NO. 63-7423A

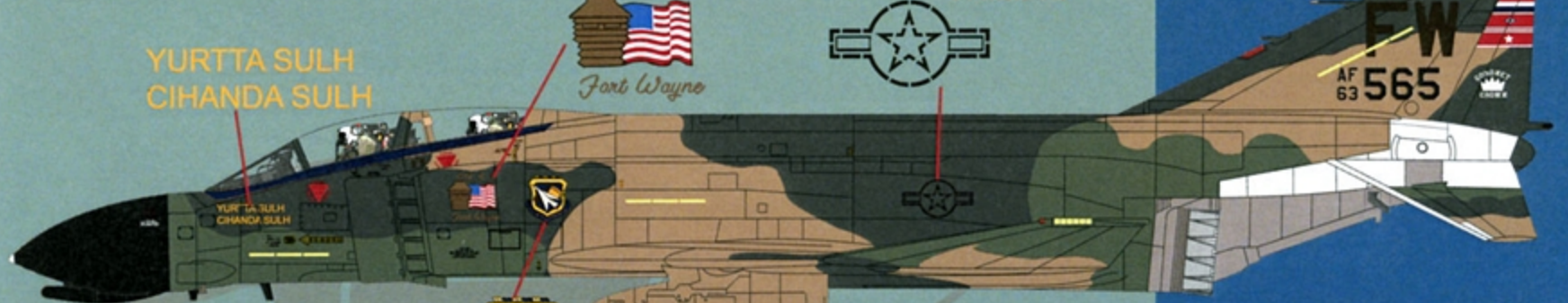
NOTICE THIS AIRCRAFT WITH GRADE JP-4 FUEL. IDENTIFY LOCATION FROM THE



64-0776 170th Tactical Fighter Squadron
183rd Tactical Fighter Group
Illinois Air National Guard
Springfield, Illinois, August 1976




As the United States celebrated its bicentennial in 1976, many squadrons painted up at least one aircraft in honor of America's birthday. The Illinois ANG painted its triple MiG-killer, F-4C 64-0776, in these attractive markings during the second half of 1976. 64-0776 scored three aerial victories during its time in the Vietnam War. This jet is covered in white stencil and data markings. For these, use decals from an upcoming Speed Hunter Graphics sheet. However, use ejection seat triangle and Rescue arrow Type 'C' decals from this sheet, along with canopy control Type 'B' decals.




63-7565 163rd Tactical Fighter Squadron
122nd Tactical Fighter Group
Ft. Wayne, Indiana, August 1983



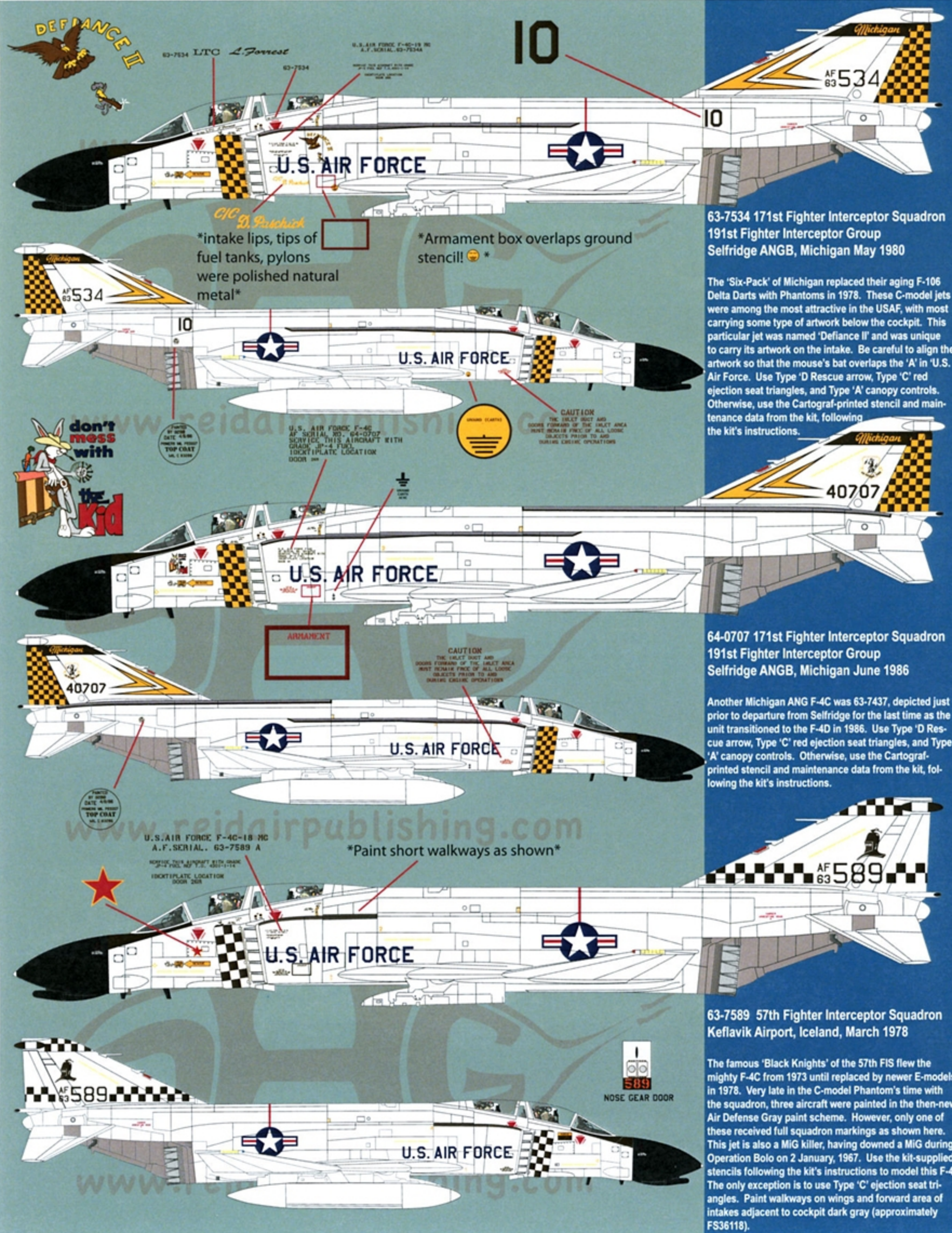
Following the Vietnam War, the Weasel-modified F-4Cs found their way into use with the Air National Guard. These jets retained most of their sniffing equipment, but were used in a general-purpose bombing role with the Guard. F-4C 63-7565 served as the flagship for the Ft. Wayne-based 122nd TFG in the early 1980s. This Phantom wore special 'City of Ft. Wayne' artwork, along with markings to commemorate the squadron's deployment to Turkey for Coronet Crown in 1983. Except for the unique USAF insignia, use the Cartograf-printed stencil and maintenance data from the kit, following the kit's instructions.



64-0838 114th Tactical Fighter Training Sq.
142nd Fighter Interceptor Group
Oregon Air National Guard
Klamath Falls, Oregon, August 1989



The Klamath Falls-based Oregon unit was responsible for the training of F-4 pilots, using tired C-model Phantoms painted in a variety of paint schemes. Many of the jets served in the Vietnam War, including 64-0838. This jet destroyed a MiG and carried the star proudly. Use kit ejection seat triangle, Type 'D' Rescue arrow, and Type 'C' canopy control decals from this sheet. Jet is painted in overall FS 16473. Radome is semi-glossy.



10



63-7534 LTC L. Forrest

U.S. AIR FORCE F-4C-19 MC
A.F. SERIAL. 63-7534

U.S. AIR FORCE

C/O D. Puchick
intake lips, tips of fuel tanks, pylons were polished natural metal

*Armament box overlaps ground stencil! ☹️ *

63-7534 171st Fighter Interceptor Squadron
191st Fighter Interceptor Group
Selfridge ANGB, Michigan May 1980

The 'Six-Pack' of Michigan replaced their aging F-106 Delta Darts with Phantoms in 1978. These C-model jets were among the most attractive in the USAF, with most carrying some type of artwork below the cockpit. This particular jet was named 'Defiance II' and was unique to carry its artwork on the intake. Be careful to align the artwork so that the mouse's bat overlaps the 'A' in 'U.S. Air Force'. Use Type 'D' Rescue arrow, Type 'C' red ejection seat triangles, and Type 'A' canopy controls. Otherwise, use the Cartograf-printed stencil and maintenance data from the kit, following the kit's instructions.



PAINTED BY NAME
DATE 4-8-86
PROVIDE ME PLEASE
TOP COAT
NO. 1 43000

U.S. AIR FORCE F-4C
AF SERIAL. 64-0707
SERVICE THIS AIRCRAFT WITH
GRADE JP-4 FUEL
LOCKPLATE LOCATION
DOOR 26A



CAUTION
THE INTAKE SUIT AND
DOORS FORWARD OF THE INTAKE AREA
MUST REMAIN FREE OF ALL LOOSE
OBJECTS PRIOR TO AND
DURING CRUISE OPERATIONS



64-0707 171st Fighter Interceptor Squadron
191st Fighter Interceptor Group
Selfridge ANGB, Michigan June 1986

Another Michigan ANG F-4C was 63-7437, depicted just prior to departure from Selfridge for the last time as the unit transitioned to the F-4D in 1986. Use Type 'D' Rescue arrow, Type 'C' red ejection seat triangles, and Type 'A' canopy controls. Otherwise, use the Cartograf-printed stencil and maintenance data from the kit, following the kit's instructions.



ARMAMENT

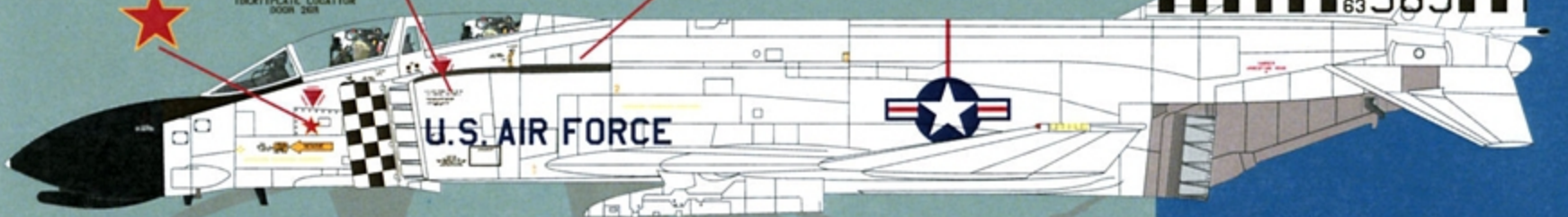
CAUTION
THE INTAKE SUIT AND
DOORS FORWARD OF THE INTAKE AREA
MUST REMAIN FREE OF ALL LOOSE
OBJECTS PRIOR TO AND
DURING CRUISE OPERATIONS

www.reidairpublishing.com

U.S. AIR FORCE F-4C-18 MC
A.F. SERIAL. 63-7589 A

PAINTED BY NAME
DATE 4-8-86
PROVIDE ME PLEASE
TOP COAT
NO. 1 43000

Paint short walkways as shown




63-7589 57th Fighter Interceptor Squadron
Keflavik Airport, Iceland, March 1978

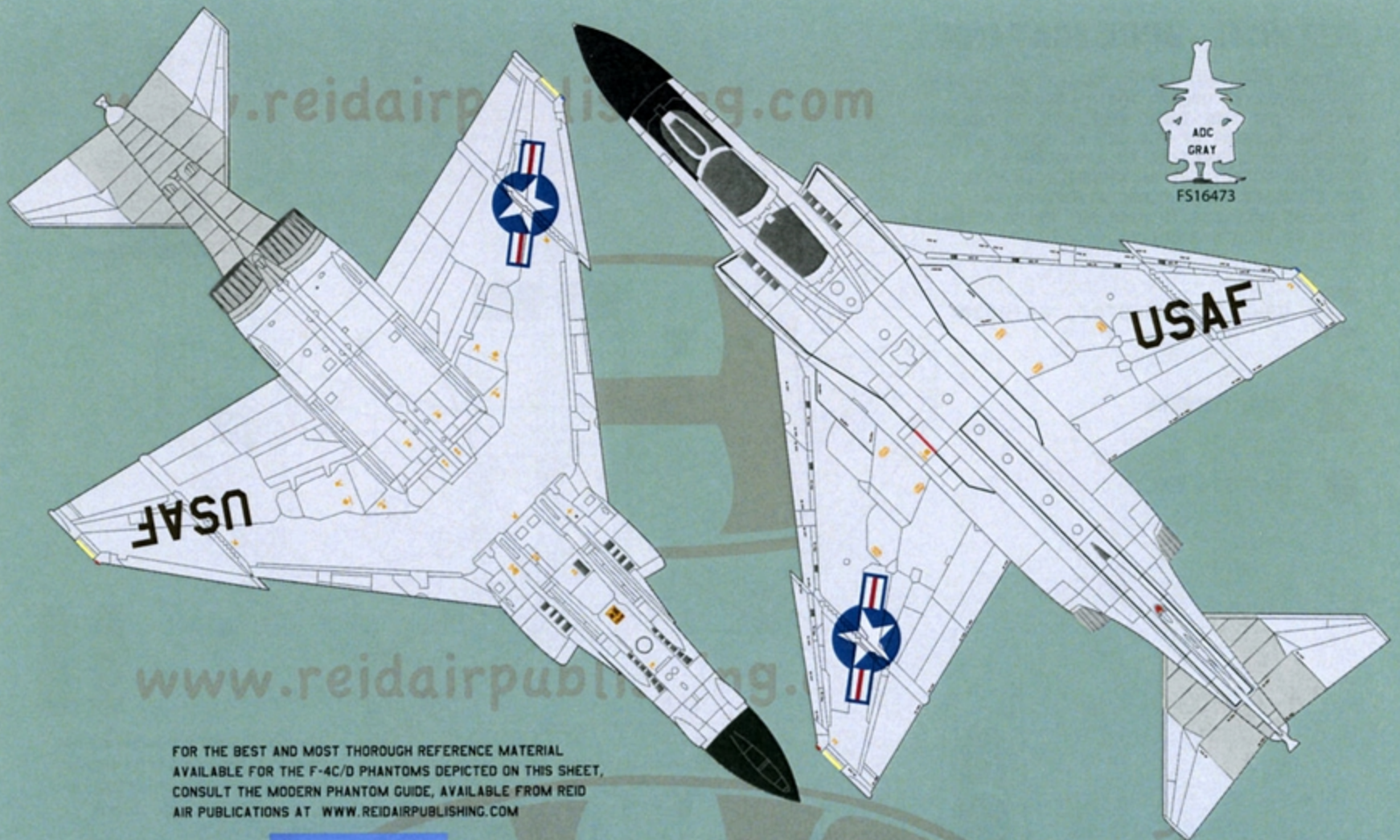
The famous 'Black Knights' of the 57th FIS flew the mighty F-4C from 1973 until replaced by newer E-models in 1978. Very late in the C-model Phantom's time with the squadron, three aircraft were painted in the then-new Air Defense Gray paint scheme. However, only one of these received full squadron markings as shown here. This jet is also a MiG killer, having downed a MiG during Operation Bolo on 2 January, 1967. Use the kit-supplied stencils following the kit's instructions to model this F-4. The only exception is to use Type 'C' ejection seat triangles. Paint walkways on wings and forward area of intakes adjacent to cockpit dark gray (approximately FS36118).



NOSE GEAR DOOR



www.reidairpublishing.com



www.reidairpublishing.com

FOR THE BEST AND MOST THOROUGH REFERENCE MATERIAL AVAILABLE FOR THE F-4C/D PHANTOMS DEPICTED ON THIS SHEET, CONSULT THE MODERN PHANTOM GUIDE, AVAILABLE FROM REID AIR PUBLICATIONS AT WWW.REIDAIRPUBLISHING.COM



F530219



F534102



F534079



67th TFS F-4C Wild Weasels were finished in the standard SEA paint scheme. FS36622 light camouflage gray was applied to the bottom of these jets. Full color USAF insignia were also used.


STENCIL APPLICATION

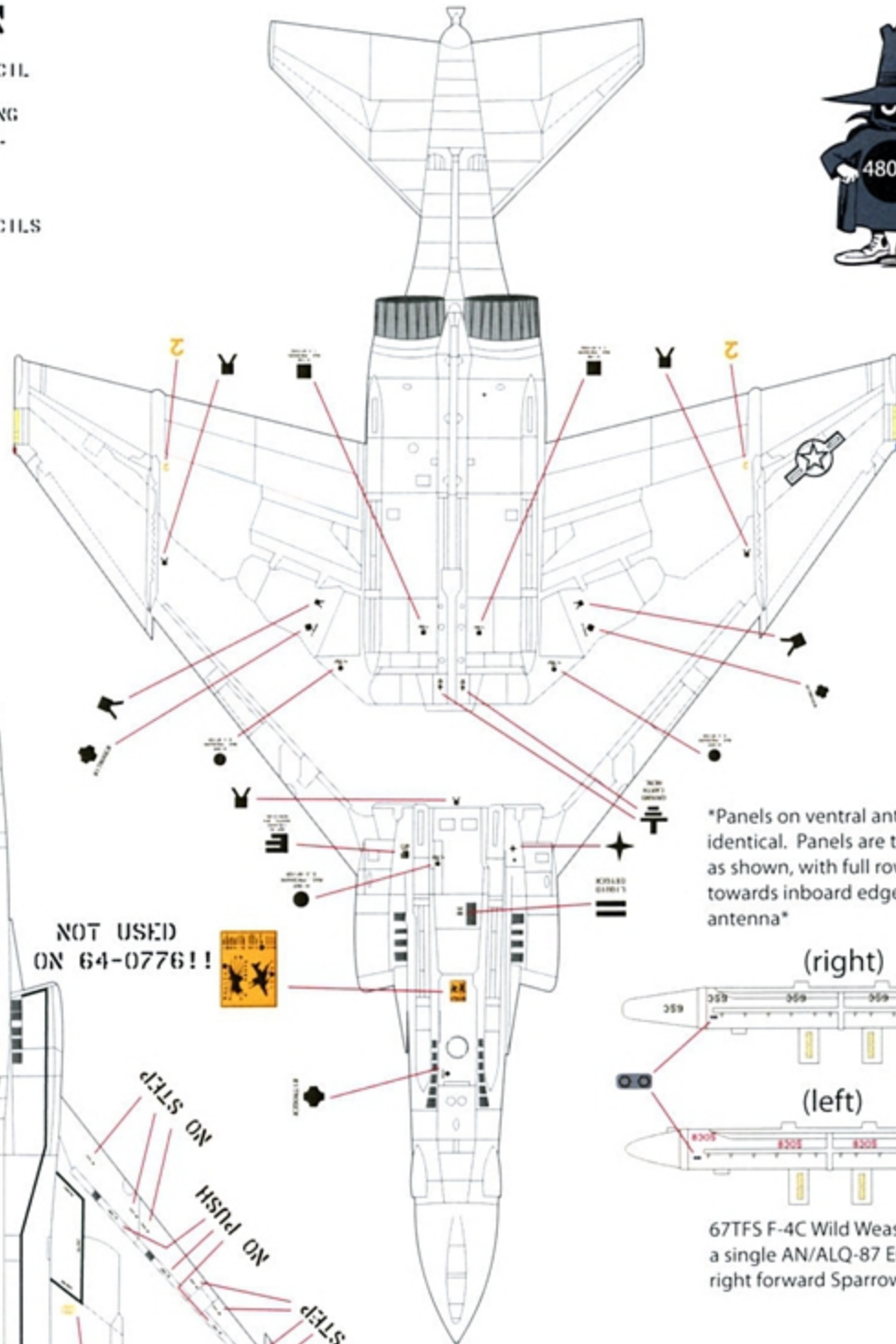
PHANTOMS HAVE HAD A WIDE VARIETY OF STENCIL TYPES APPLIED DURING THEIR LONG CAREER. MOST OF THE TIME THESE WERE APPLIED DURING A TOTAL REPAINT OF THE JET AT DEPOT LEVEL MAINTENANCE RESULTING IN A SOMEWHAT STANDARD ASSORTMENT OF STENCILS IN SIZE AND LOCATION. PAY CLOSE ATTENTION TO THE SIDE PROFILES TO PICK OUT WHICH STENCILS APPLY TO YOUR SUBJECT!!!



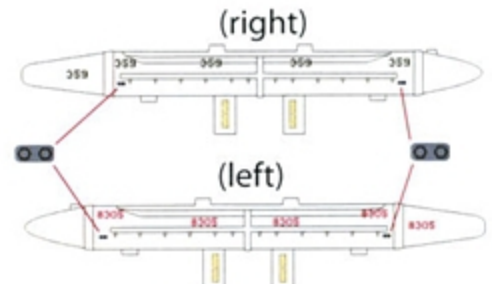
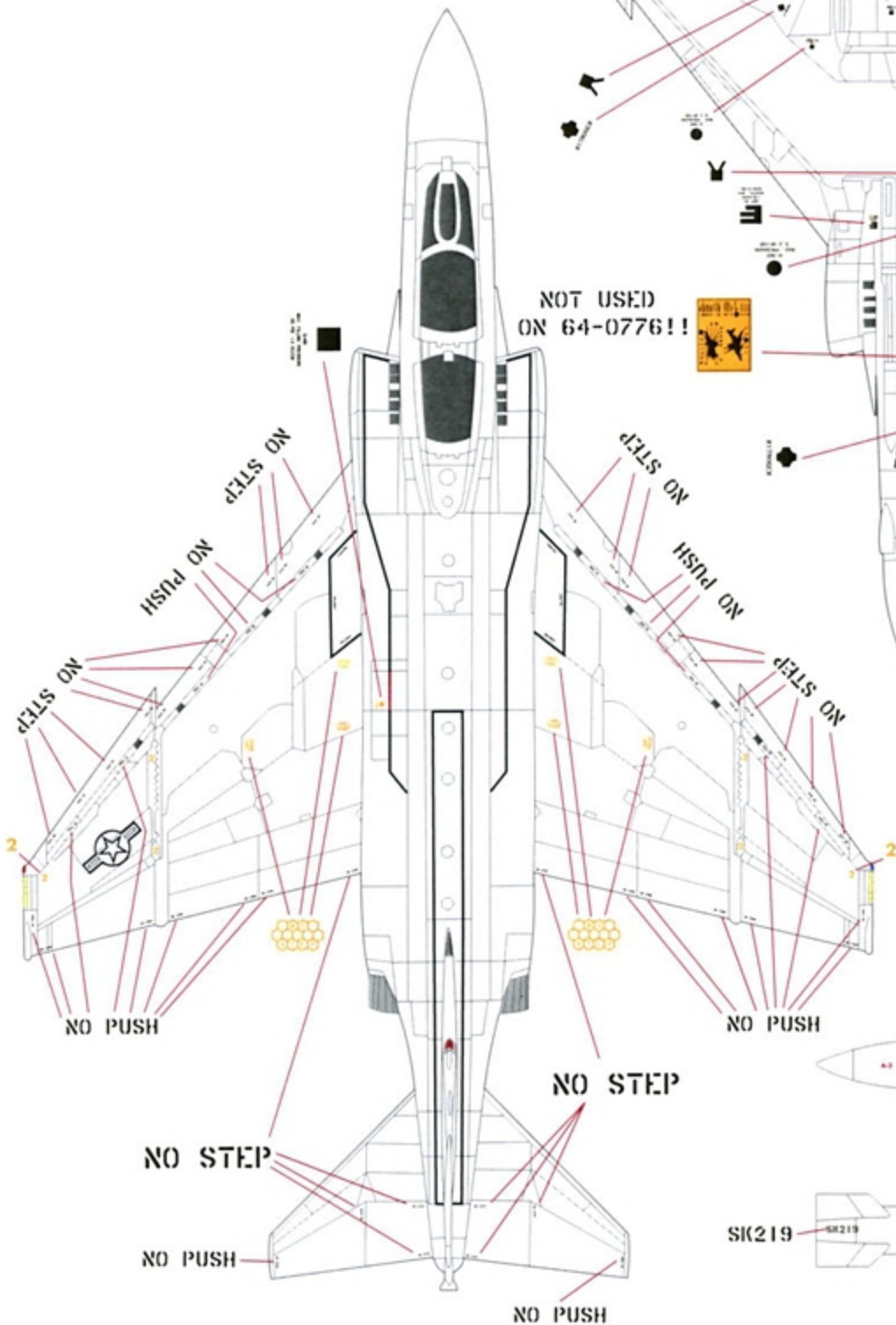
2 63-7534, 64-0707, 64-0838

2 ALL OTHERS

 63-7534 ONLY



NOT USED ON 64-0776!!



67TFS F-4C Wild Weasels carried a single AN/ALQ-87 ECM pod in right forward Sparrow well.

67TFS F-4Cs carried the AGM-45 Shrike on inboard weapon pylons. Missiles were gloss white with brown and yellow stripes. On High Explosive fragmentation missiles (shown), use single wide yellow stripe. On phosphorous marker missiles, use narrow yellow band and green band forward of it. Both types were used during Linebacker II missions.

