
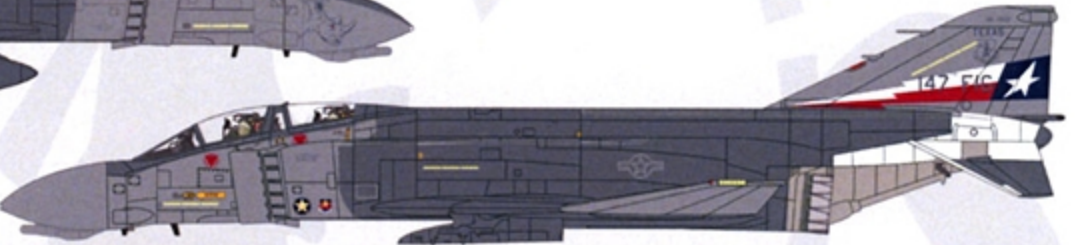

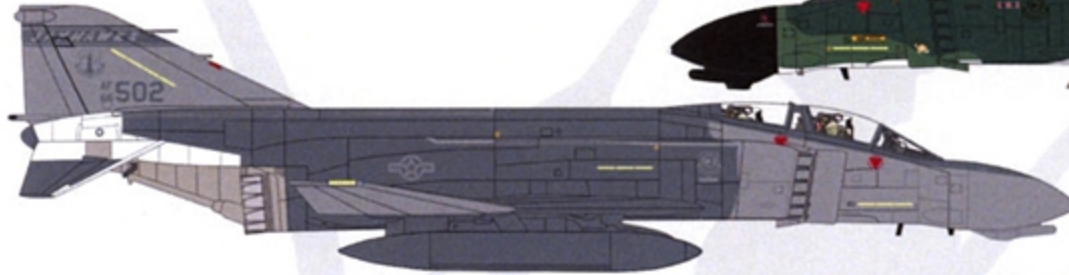



48025


# GUARDIAN PHANTOMS



MARKINGS FOR 1 F-4C AND 11 F-4D  
PHANTOMS OF THE USAF AIR NATIONAL  
GUARD!! INCLUDES COMPLETE STENCILS  
'SIZED FOR THE ZM F-4C/D KIT'

COPYRIGHT 2020 SPEED HUNTER GRAPHICS

U.S. AIR FORCE  
A.F. SERIAL NO. 66-0226  
SERVICE THIS AIRCRAFT  
WITH GRADE JP-4 FUEL  
IDENTIPLATE LOCATION



66-0226 171st Fighter Interceptor Squadron  
191st Fighter Interceptor Group  
Selfridge ANGB, Michigan May 1990

The 'Six-Pack' of Michigan replaced their aging F-106 Delta Darts with Phantoms in 1978. These Phantoms were among the most attractive in the USAF, with most carrying some type of artwork below the cockpit. This artwork was carried over to the 'new' F-4Ds received in 1986, and the checkerboards even remained once the switch to Hill II camouflage took place. Use Type 'A' Rescue arrow, Type 'A' red ejection seat triangles, and Type 'A' canopy controls. All maintenance stencils on this jet were in contrasting grays.



NOSE GEAR DOOR



U.S. AIR FORCE F-4D  
A.F. SERIAL NO. 66-0659  
SERVICE THIS AIRCRAFT  
WITH GRADE JP-4 FUEL  
IDENTIPLATE LOCATION


C/C TSGT. J. TILLMAN  
A/C TSGT. J. PEACE

2



65-0659 136th Fighter Interceptor Squadron  
107th Fighter Interceptor Group  
Niagara Falls, New York, October 24, 1990

Flying the Phantom from 1982 until 1990, the 107th FIG adopted the 'Rhino' nose art on their D-models, resulting in this striking scheme. This particular Phantom was among the final jets to leave Niagara Falls during the conversion to the F-16, and sports artwork on the outside of the nose gear door as a nod to its journey to the desert storage in Arizona. Use Type 'B' ejection seat triangles, Type 'A' canopy controls and Rescue arrow. All maintenance stencils are in contrasting grays except the yellow 'Hoist' markings on the fuselage as shown.



NOSE GEAR DOOR



U.S. AIR FORCE  
A.F. SERIAL NO. 66-7502  
SERVICE THIS AIRCRAFT  
WITH GRADE JP-4 FUEL  
IDENTIPLATE LOCATION

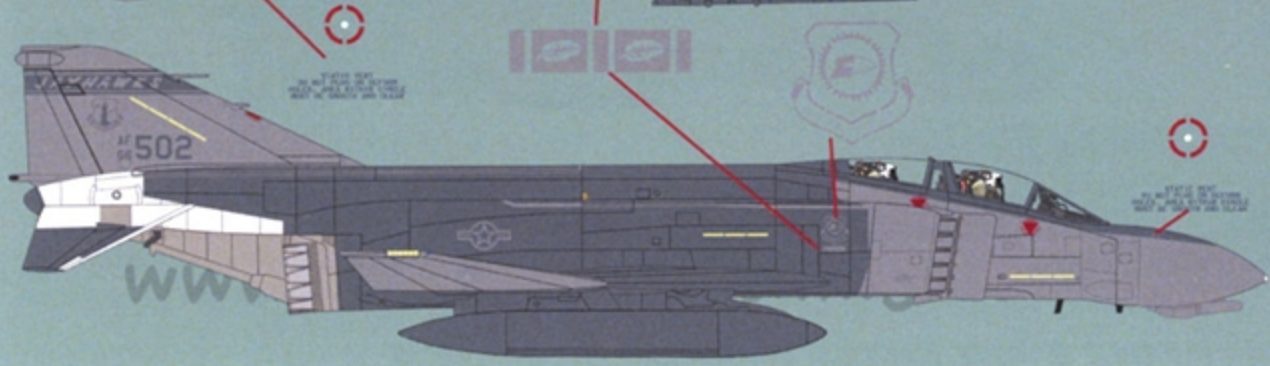


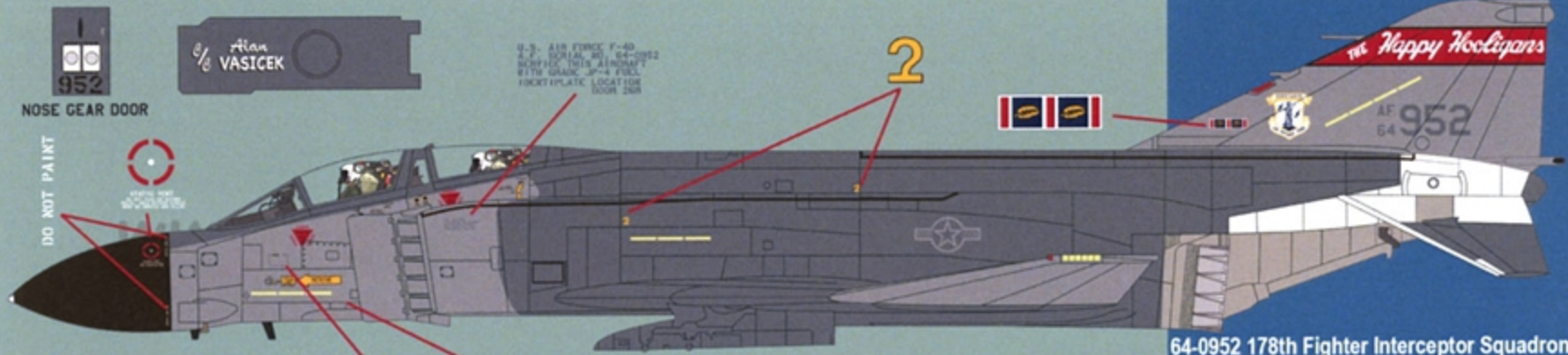
2



66-7502 177th Tac. Fighter Training Squadron  
184th Tactical Fighter Group  
McCConnell AFB, Kansas, September 1989

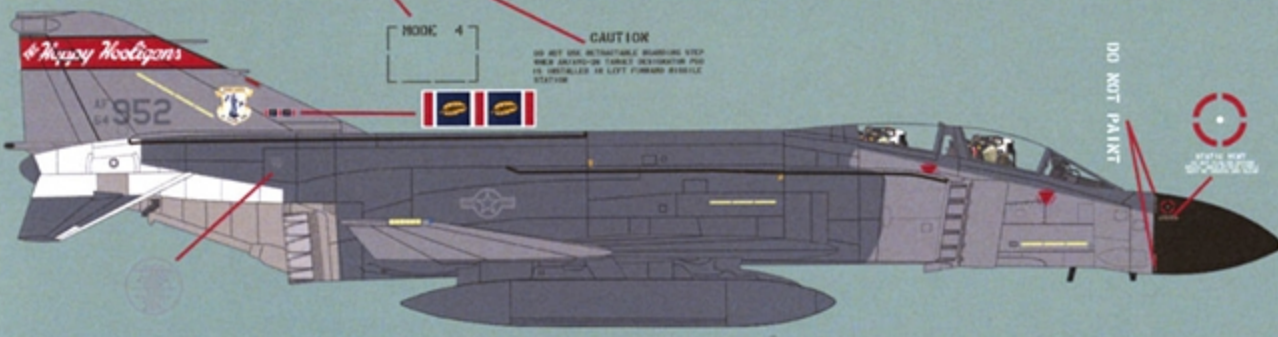
The Kansas Air National Guard at one time operated over 70 Phantoms while training F-4 aircrew for the USAF. This D-model is one of many of the 184th to sport artwork of some fashion painted on the nose gear door. Use Type 'C' ejection seat triangles, Type 'B' canopy controls and Rescue arrow. All maintenance stencils are in contrasting grays except the yellow 'Hoist' markings on the fuselage as shown.





64-0952 178th Fighter Interceptor Squadron  
119th Fighter Interceptor Group  
Fargo, North Dakota, June 1988

The Happy Hooligans flew the F-4D in the interceptor role throughout the 1980s, and many of their jets were later painted in the Hill II scheme. Some, including this jet, received a gloss black radome with the original IR 'donkey dick' removed. Use Type 'B' ejection seat triangles, Type 'E' canopy controls and 'B' Rescue arrow. All maintenance stencils are in contrasting grays except for the yellow hoist markings as shown at left.



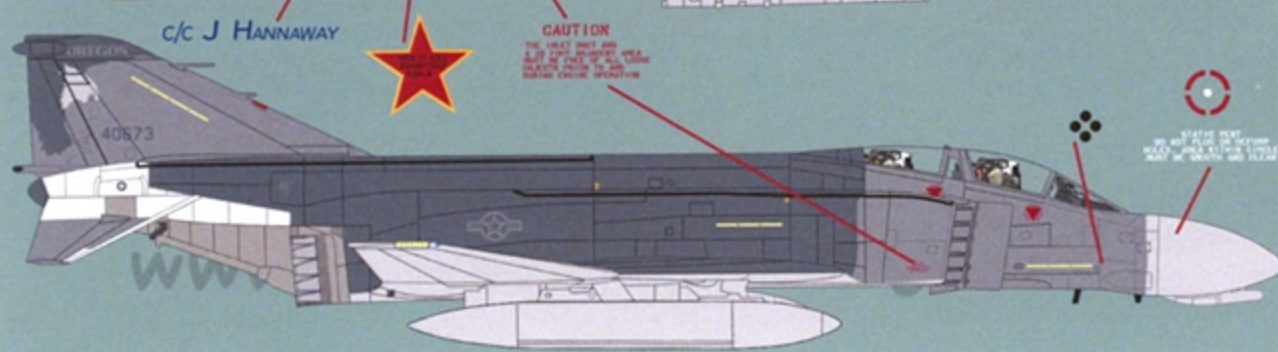
66-7460 147th Fighter Interceptor Group  
111th Fighter Interceptor Squadron  
Ellington ANGB, Texas, December 1989

Sporting very attractive markings on the tails of their Phantoms, the Houston-based Texas ANG flew the F-4D until replaced by the F-16 in late 1989. This jet served as the Group Commander's aircraft until it was retired. All of the paint demarcation lines are very soft edges, especially around the cockpit. Use Type 'B' ejection seat triangles, Type 'F' canopy controls and 'E' Rescue arrow. All maintenance stencils are in contrasting grays except for the yellow 'Hoist' markings on the fuselage as shown.

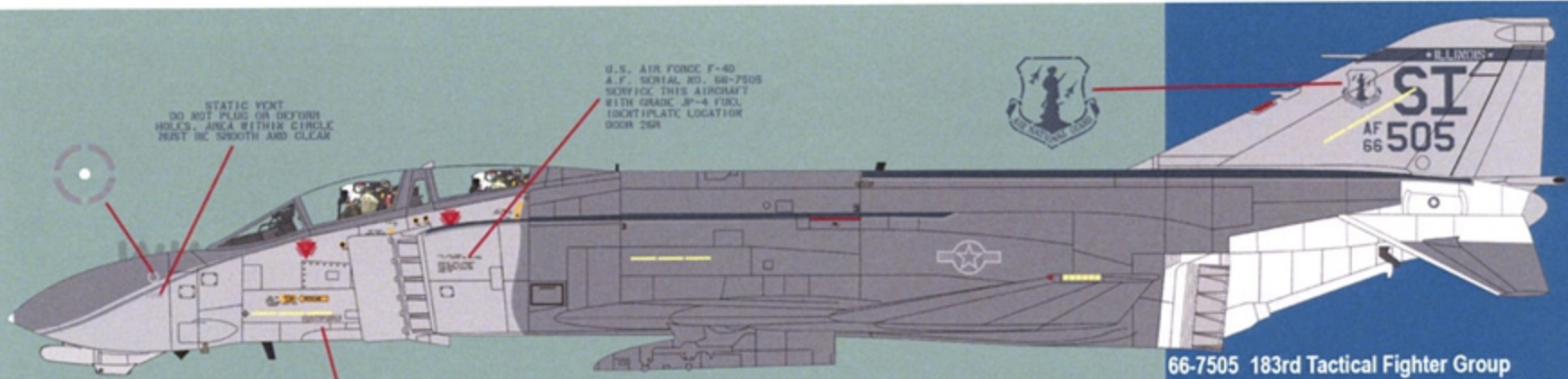


64-0673 114th Tac Fighter Training Squadron  
142nd Fighter Interceptor Group  
Klamath Falls, Oregon, March 1986

This F-4C from the Oregon Air National Guard scored a kill against a North Vietnamese MiG-17 on May 20, 1967. It carried its kill star until retirement in April 1986. This jet is wearing an early version of the Hill camouflage scheme known as 'Hill I'. The bottom of the jet is painted FS36375 Light Ghost Gray, as is the forward portion of the fuselage. Use Type 'B' ejection seat triangles, Type 'D' canopy controls and 'D' Rescue arrow. All maintenance stencils are black except as noted at left.

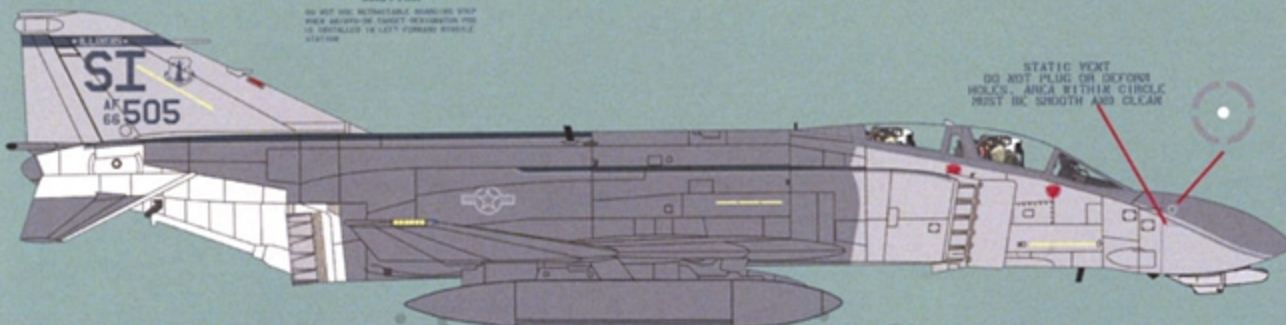


www.reidairpublishing.com

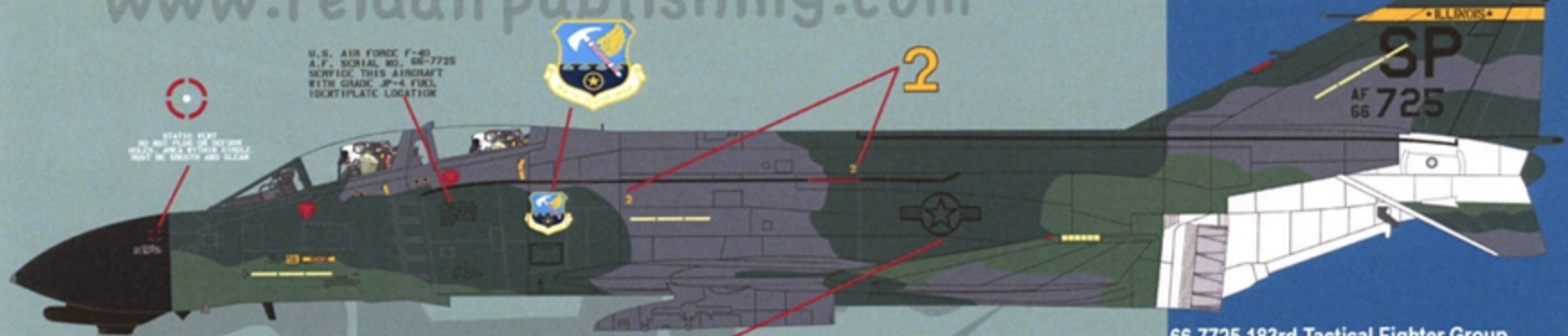


66-7505 183rd Tactical Fighter Group  
170th Tactical Fighter Squadron  
Springfield, Illinois, August 1989

During the drawdown of the Phantom, those aircraft with useful flying lives were often transferred to other units. One such transfer is this F-4D, formerly flown by the Alabama Air National Guard. This jet wound up in Springfield, Illinois, to fly its final few months of service. Use Type 'B' ejection seat triangles, Type 'A' canopy controls and 'B' Rescue arrow. All maintenance stencils are in contrasting grays. This Phantom is equipped with the upgraded AN/ALR-69 V(2) RHAW assembly under the radome, also known as the 'herpes' mod.


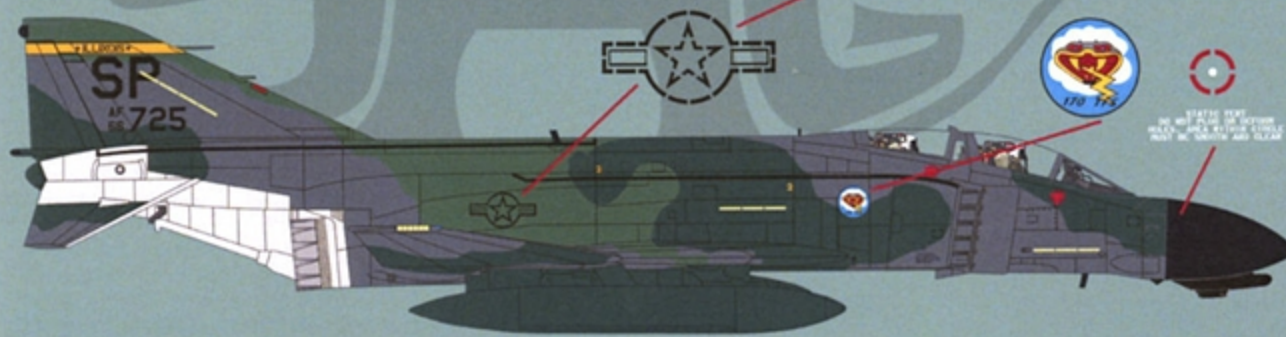


www.reidairpublishing.com



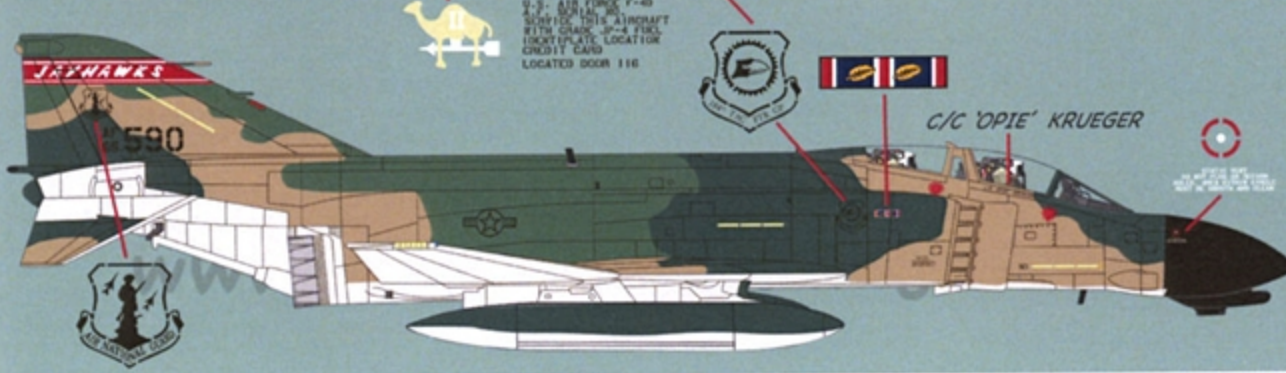
66-7725 183rd Tactical Fighter Group  
170th Tactical Fighter Squadron  
Springfield, Illinois, August 1984

The Illinois flew the F-4D from Springfield until conversion to the F-16 took place in 1989. This particular F-4 had an 'SP' tailcode painted on during depot maintenance, rather than the regular 'SI' code normally used. Use Type 'D' ejection seat triangles, Type 'D' canopy controls and 'C' Rescue arrow. All maintenance stencils are in black except for the yellow 'Hoist' markings on the fuselage as shown. This Phantom is equipped with the upgraded AN/ALR-69 V(2) RHAW assembly under the radome, also known as the 'herpes' mod.



66-0590 177th Tac. Fighter Training Squadron  
184th Tactical Fighter Group  
McConnell AFB, Kansas, January 1982

Another Kansas Phantom is this jet, which also had nice artwork on the left intake fixed ramp as well as the nose landing gear door. This jet is in a very weathered SEA camouflage scheme. Use Type 'C' ejection seat triangles, Type 'C' canopy controls, and Type 'C' Rescue arrow. All maintenance stencils are in black. While the profile at left shows the AN/ALR-67 Herpes mod, this jet, in reality, did not receive this upgrade and featured the standard radome chin pod arrangement.



590  
NOSE GEAR DOOR



'HUMONGOUS' ED SYKES

BASIL



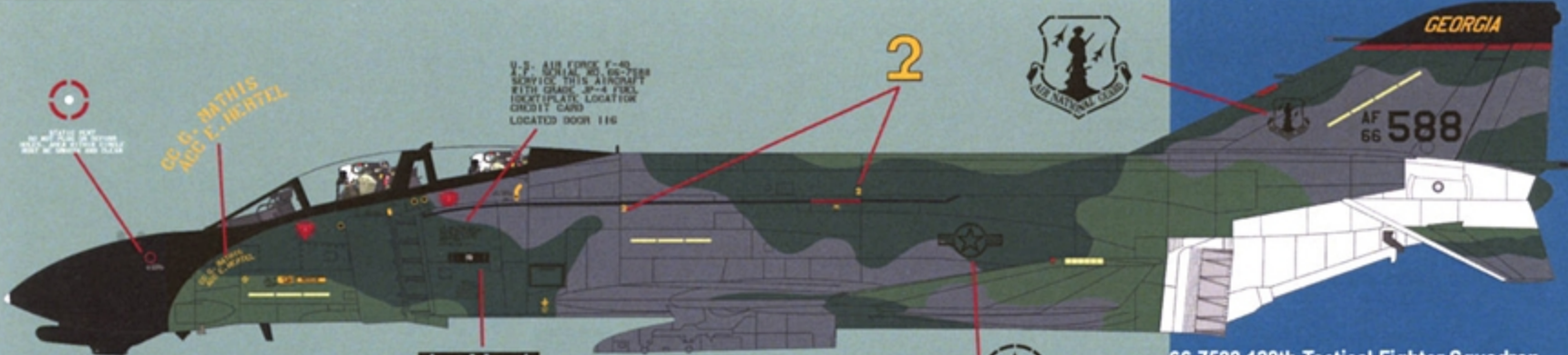
U.S. AIR FORCE F-4D  
A.F. SERIAL NO. 66-0590  
SERVICE THIS AIRCRAFT  
WITH GRADE JP-4 FUEL  
LOCKPLATE LOCATOR  
CREDIT CARD  
LOCATED DOOR 116



C/C 'OPIE' KRUEGER

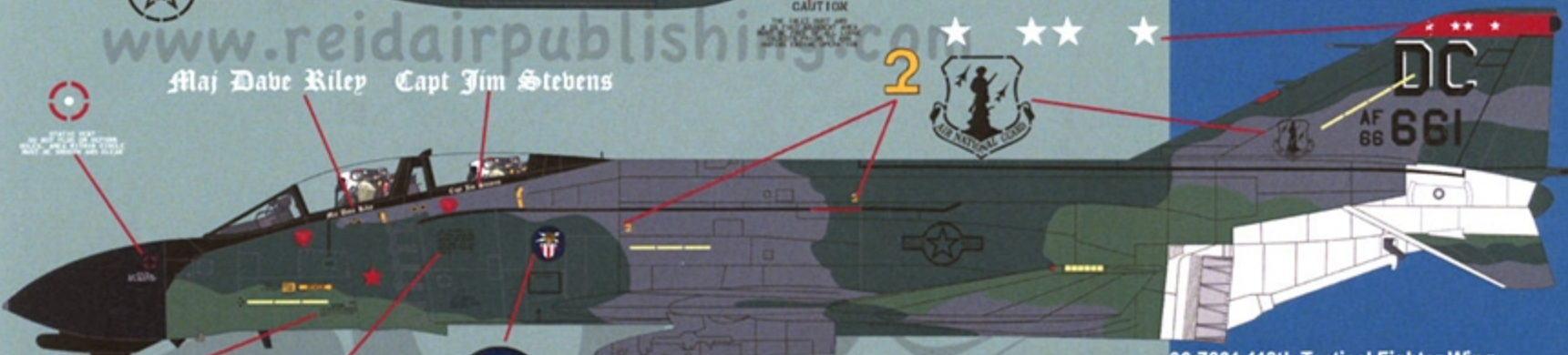
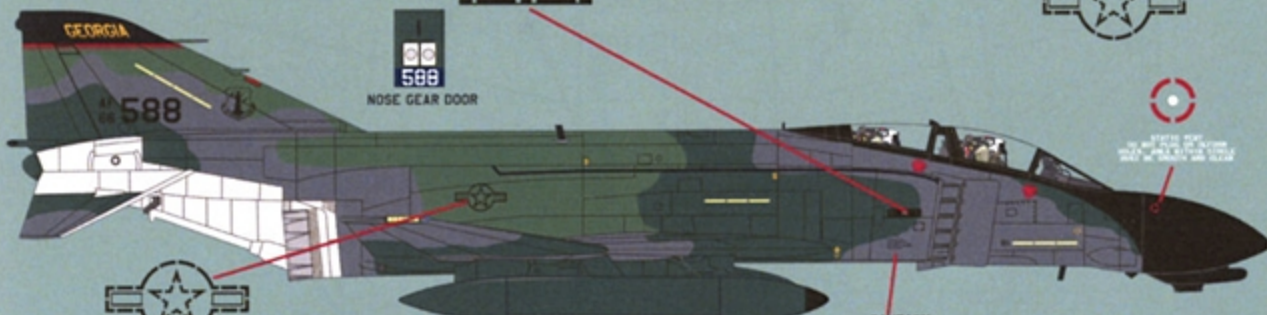
JAYHAWKS





66-7588 128th Tactical Fighter Squadron  
116th Tactical Fighter Wing  
Dobbins AFB, Georgia, December 1986

The Georgia Air National Guard flew the D-model Phantom for only five years prior to conversion to the F-15 Eagle in 1987. During their time in the Phantom, the 116th had jets in the original SEA scheme, wraparound, and the Euro 1 scheme, depicted here. Use Type 'B' ejection seat triangles, Type 'D' canopy controls and 'C' Rescue arrow. All maintenance stencils are in yellow. This Phantom is equipped with the upgraded AN/ALR-69 V(2) RHAW assembly under the radome.



66-7661 113th Tactical Fighter Wing  
121st Tactical Fighter Squadron  
Andrews AFB, Maryland, June 1986

This MIG-killing F-4D was assigned to the DC ANG after the Vietnam War, where it earned its two red MIG kill stars that were carried on either side of the jet on the inlet fixed ramp. Use Type 'B' ejection seat triangles, Type 'D' canopy controls and 'C' Rescue arrow. All maintenance stencils are in black except for the yellow 'Hoist' markings on the fuselage as shown. This Phantom is equipped with the upgraded AN/ALR-69 V(2) RHAW assembly under the radome, also known as the 'herpes' mod.



66-7745 187th Tactical Fighter Group  
160th Tactical Fighter Squadron  
Montgomery, Alabama, May 1988

The Alabama Air National Guard flew the Phantom at Montgomery Regional Airport from 1971 all the way until the unit transitioned to the F-16 in 1989. This jet was painted in a very weathered Euro 1 scheme. The radome is highly-polished gloss black. Use Type 'C' ejection seat triangles, Type 'C' canopy controls and 'D' Rescue arrow. All maintenance stencils are in black except for yellow hoist markings. This Phantom, too, is equipped with the upgraded AN/ALR-69 V(2) RHAW assembly under the radome, also known as the 'herpes' mod.



GEORGIA  
AF 66 588

DC  
AF 66 661

AL  
AF 66 745

U.S. AIR FORCE F-4D  
SERVING THIS AIRCRAFT  
WITH GRADE JP-4 FUEL  
IDENTIPLATE LOCATION  
ORCIT1 CARD  
LOCATED DOOR 116

U.S. AIR FORCE F-4D  
A.F. SERIAL NO. 66-7661  
SERVING THIS AIRCRAFT  
WITH JP-4 FUEL  
IDENTIPLATE LOCATION  
DOOR 116

U.S. AIR FORCE F-4D  
A.F. SERIAL NO. 66 7745A  
SERVING THIS AIRCRAFT  
WITH GRADE JP-4 FUEL  
IDENTIPLATE LOCATION  
DOOR 20A

\*paint tip of vertical stabilizer red prior to decal application\*

19  
NOSE GEAR DOOR

www.reidairpublishing.com

Maj Dave Riley Capt Jim Stebens

Tsgt Larry Hook

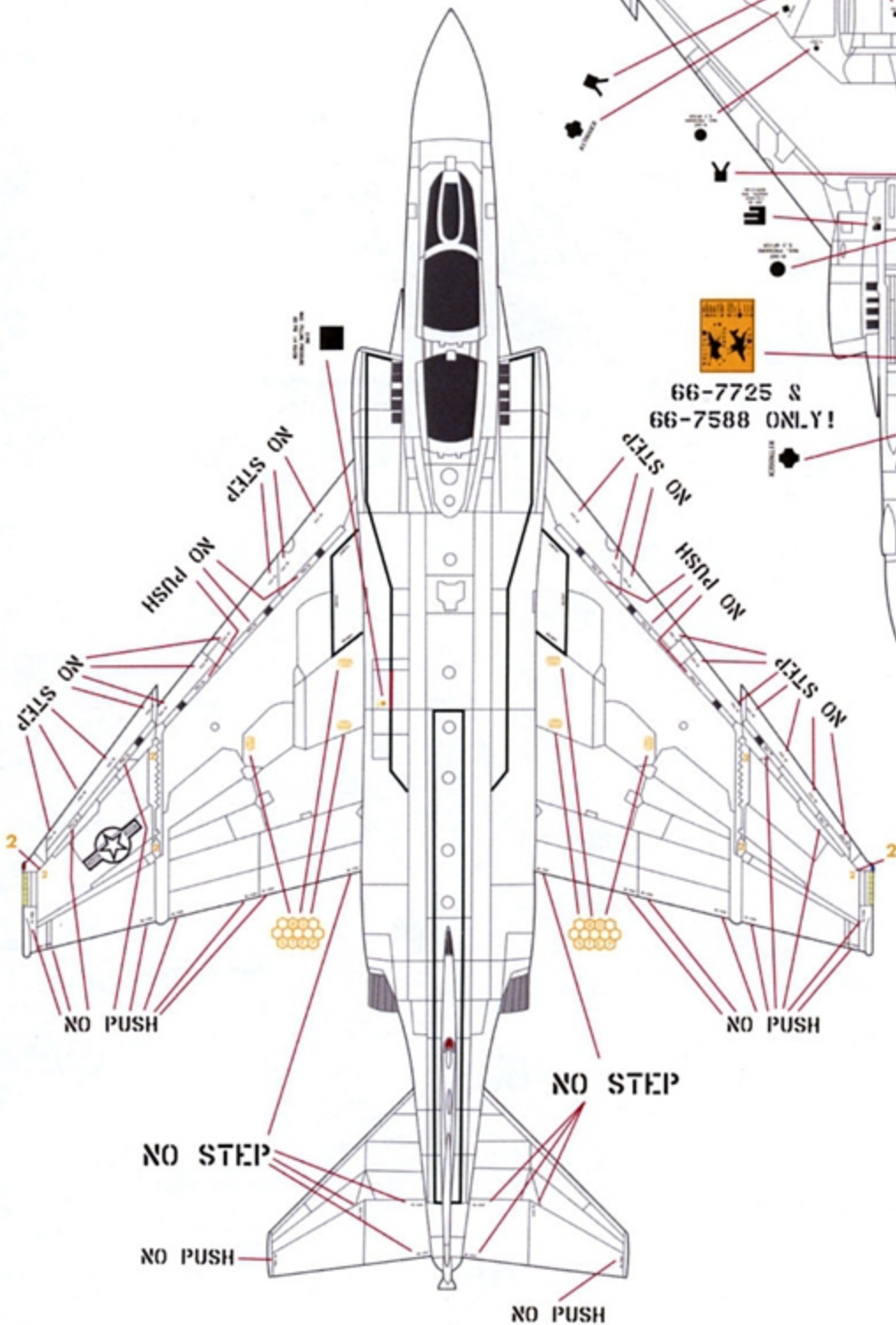
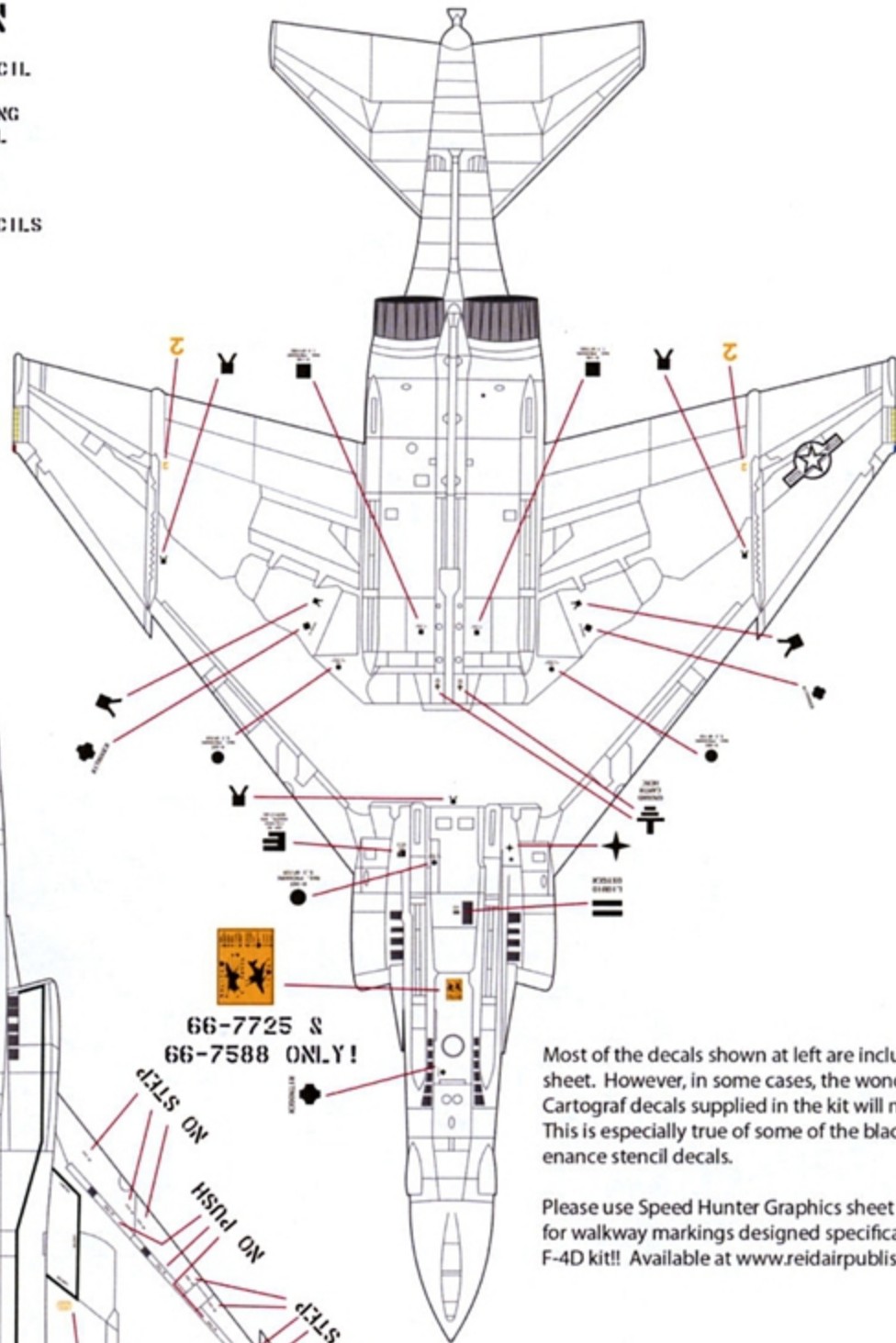
# STENCIL APPLICATION

PHANTOMS HAVE HAD A WIDE VARIETY OF STENCIL TYPES APPLIED DURING THEIR LONG CAREER. MOST OF THE TIME THESE WERE APPLIED DURING A TOTAL REPAINT OF THE JET AT DEPOT LEVEL MAINTENANCE RESULTING IN A SOMEWHAT STANDARD ASSORTMENT OF STENCILS IN SIZE AND LOCATION. PAY CLOSE ATTENTION TO THE SIDE PROFILES TO PICK OUT WHICH STENCILS APPLY TO YOUR SUBJECT!!!

**2** 66-0590, 66-7505

**2** 66-0226

**2** ALL OTHERS



Most of the decals shown at left are included on this decal sheet. However, in some cases, the wonderfully-printed Cartograf decals supplied in the kit will need to be reused. This is especially true of some of the black or yellow maintenance stencil decals.

Please use Speed Hunter Graphics sheet number 48021 for walkway markings designed specifically for the ZM F-4D kit!! Available at [www.reidairpublishing.com](http://www.reidairpublishing.com)



-Wally Van Winkle  
-Keith Snyder  
-Don Logan

SPECIAL THANKS!!

[www.reidairpublishing.com](http://www.reidairpublishing.com)