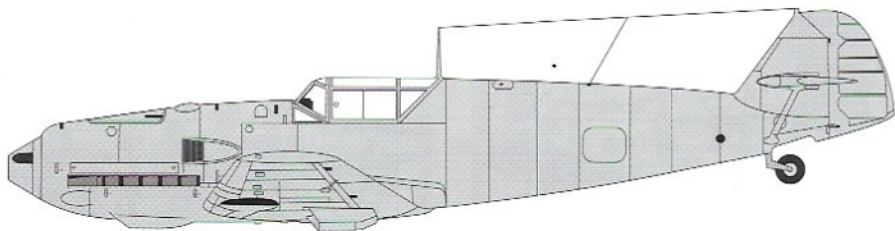


# Messerschmitt Bf 109E-1



### History in brief

The Messerschmitt Bf 109, often called Me 109 (most often by Allied pilots and aircrew), was a German World War II fighter aircraft designed by Willy Messerschmitt and Robert Lusser during the early to mid-1930s. It was one of the first truly modern fighters of the era, including such features as all-metal monocoque construction, a closed canopy, a retractable landing gear, and was powered by a liquid-cooled, inverted-V12 aero engine.

The Bf 109 first saw operational service during the Spanish Civil War and was still in service at the dawn of the jet age at the end of World War II, during which time it was the backbone of the Luftwaffe's fighter force. From the end of 1941 the Bf 109 was supplemented by the Focke-Wulf Fw 190. Originally conceived as an interceptor, later models were developed to fulfill multiple tasks, serving as bomber escort, fighter-bomber, day-, night-, all-weather fighter, ground-attack aircraft, and as reconnaissance aircraft. It was supplied to and operated by several states during World War II, and served with several countries for many years after the war. The Bf 109 was the most produced fighter aircraft in history, with a total of 33,984 airframes produced from 1936 up to April 1945.

The Bf 109 was flown by the three top-scoring German fighter aces of World War II, who claimed 928 victories among them while flying with Jagdgeschwader 52, mainly on the Eastern Front, as well as by Hans-Joachim Marseille, the highest scoring German ace in the North African Campaign. It was also flown by several other aces from Germany's allies, notably Finn Ilmari Juutilainen, the highest scoring non-German ace on the type with 58 victories flying the Bf 109G, and pilots from Italy, Romania, Croatia, Bulgaria and Hungary. Through constant development, the Bf 109 remained competitive with the latest Allied fighter aircraft until the end of the war.

### Read before you start:

- 1/ Before you begin, study carefully instructions, exploded drawings and numbering of parts.
- 2/ Prior your assembly, choose carefully your variant and remove all parts of it.
- 3/ Optional parts and theirs application compare with the picture on the box.
- 4/ Carefully remove parts, clean its and prior to applying adhesive, check to see whether the parts fit together.
- 5/ Assemble thoroughly, do not hurry. You will find that your finished model will reflect your time, work and patience.

### Symbols

Drill hole



Cyanoacrylate



Remove



Reduce



Make new



Option



Bend



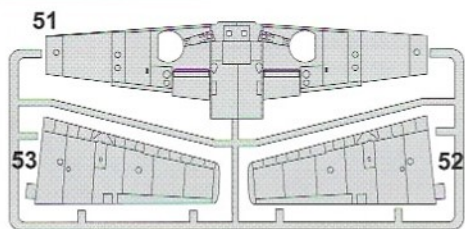
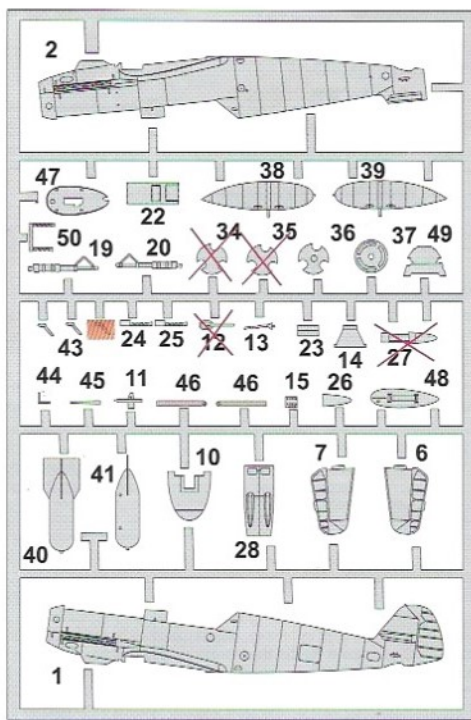
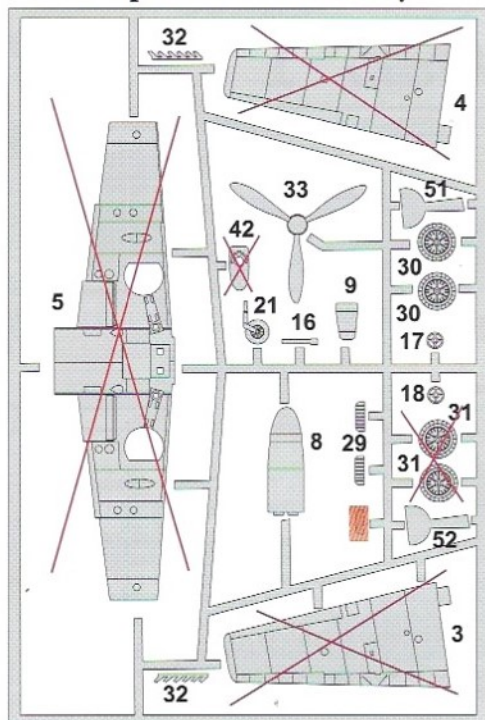
Putty



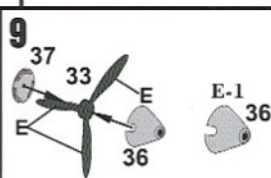
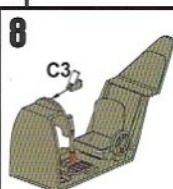
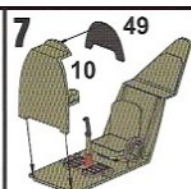
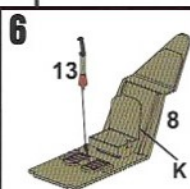
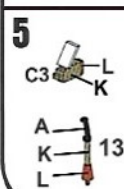
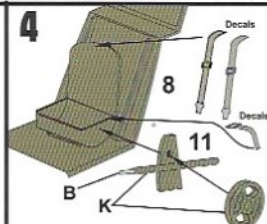
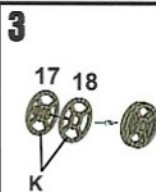
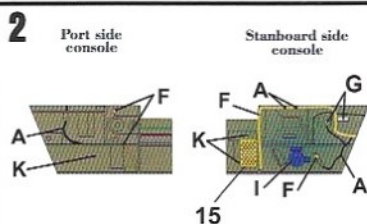
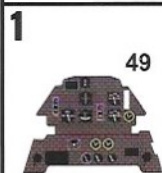
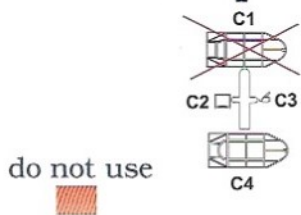
| Colour name                | Humbrol | Colour name            | Humbrol |
|----------------------------|---------|------------------------|---------|
| <b>A</b> RLM 22 Black      | H33     | <b>G</b> Aluminium     | H56     |
| <b>B</b> RLM 21 White      | H34     | <b>H</b> RAL 01 Silver | H11     |
| <b>C</b> RLM 66 Black Grey | H67     | <b>I</b> RLM 24 Blue   | H25     |
| <b>D</b> Gunmetal          | H53     | <b>J</b> RLM 23 Red    | H60     |
| <b>E</b> RLM 70 BlackGreen | H241    | <b>K</b> RLM 02 Grey   | H240    |
| <b>F</b> RLM 04 Yellow     | H24     | <b>L</b> RLM 26 Brown  | H113    |

Visit our e-shop at  
[eshop.kovozavody.cz](http://eshop.kovozavody.cz)  
 and make your purchase safe

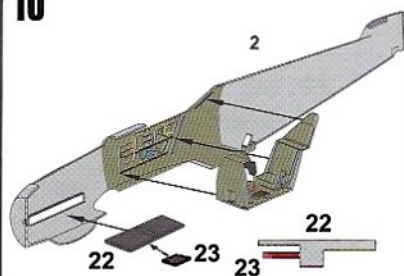
# Plastic parts/Plastikové díly



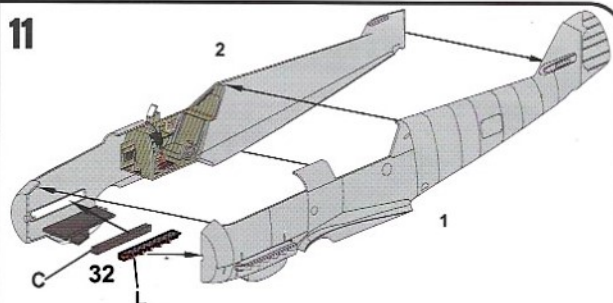
## Clear parts



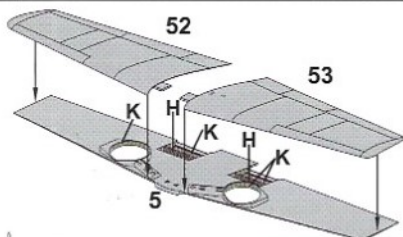
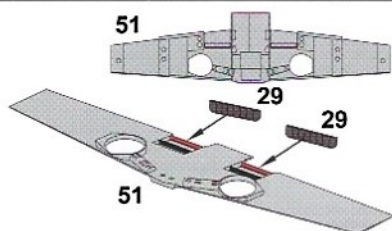
10



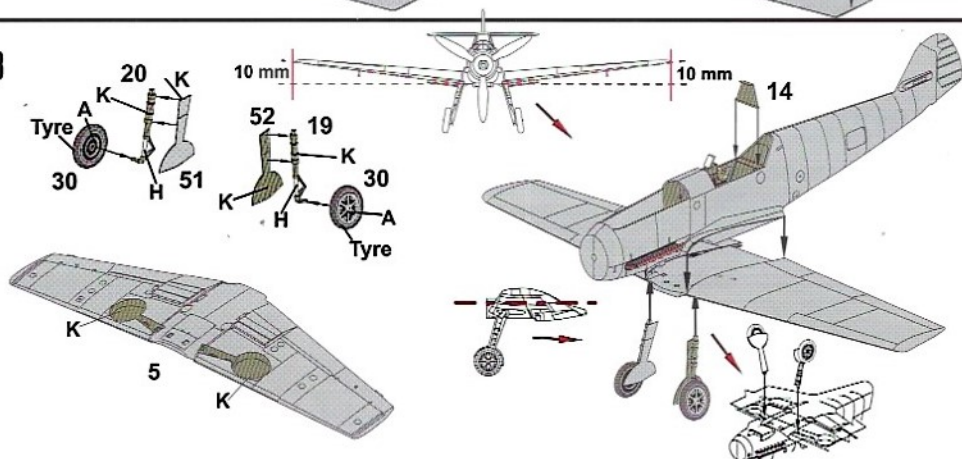
11



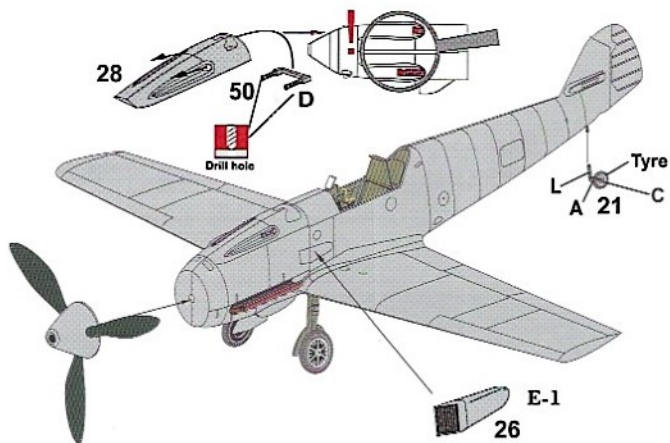
12

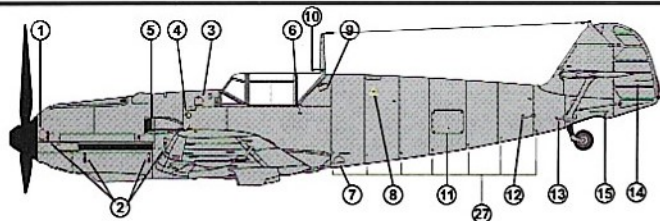
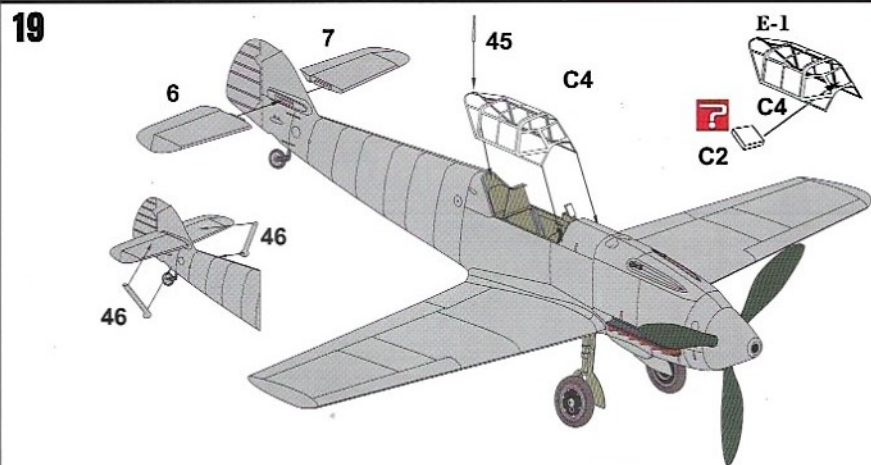
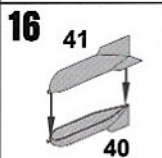
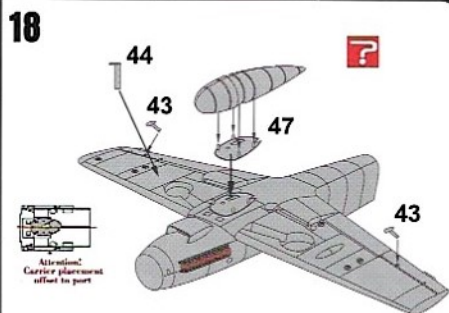
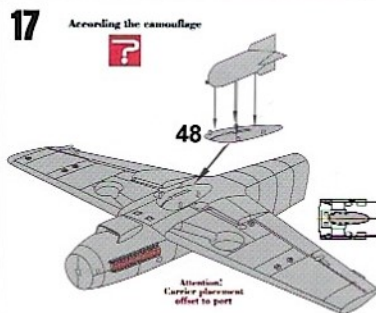
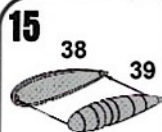


13

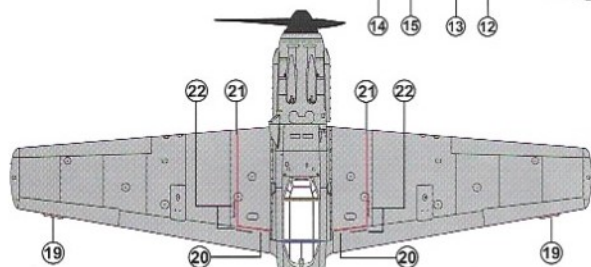
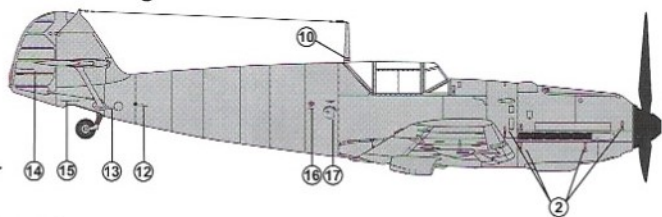


14

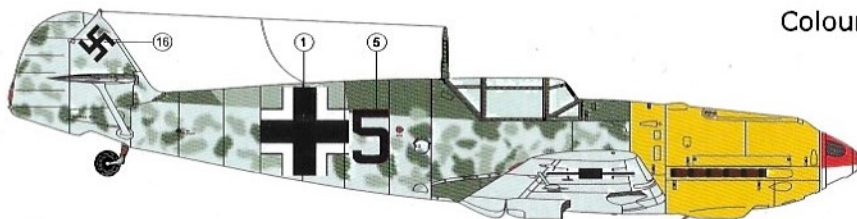




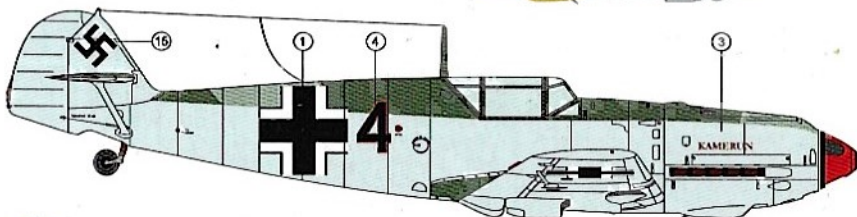
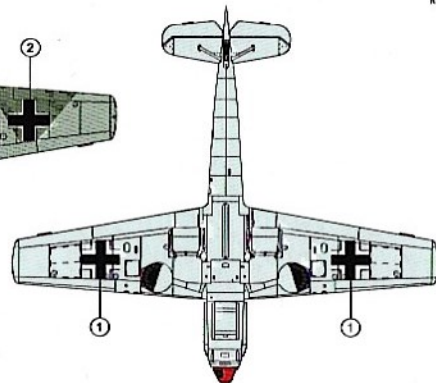
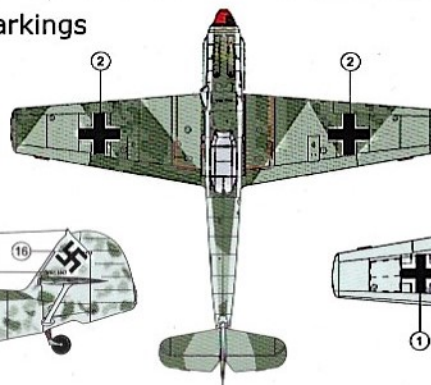
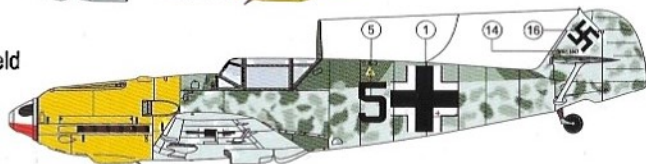
## Technical stencils



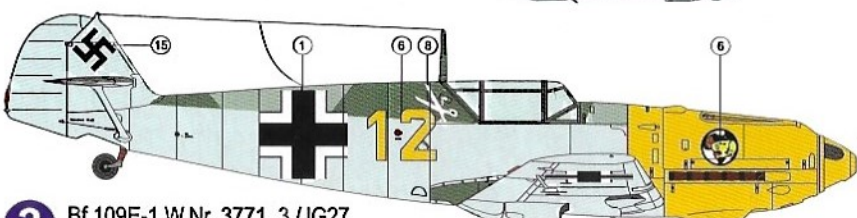
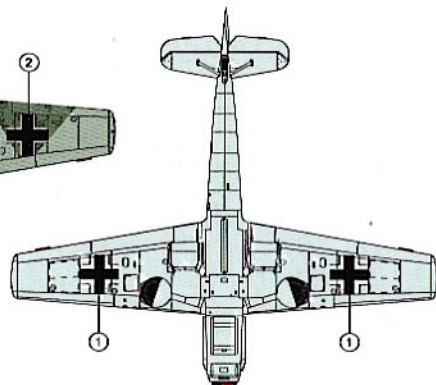
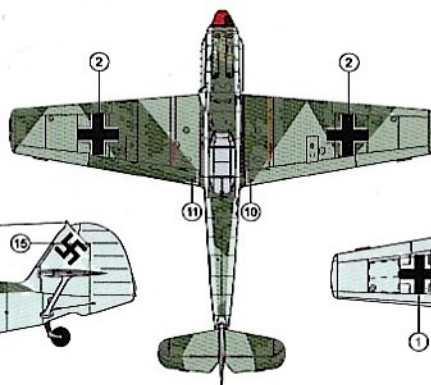

## Colours &amp; Markings



- 1** Bf 109E-1/B WNr.6147, 2.JJG27  
Andreas Walburger, crash landed at Isfield  
Sussex, Great Britain, September 1940



- 2** Bf 109E-1 2.JJG27  
Fritz Keller,  
Krefeld, Belgium, March 1940



- 3** Bf 109E-1 W.Nr. 3771 3.JJG27  
Ernst Arnold  
crash-landed at Westwood Court, Kent  
Great Britain, 30th August 1940

