



Third Group™



48-041

PO BOX 98865 • TACOMA WA 98498-0865 • USA


Tel: (253) 475-9505 ~ Fax: (253) 475-1597 ~ Email: tgdecals@aol.com

A THREE GEESE PUBLISHING COMPANY

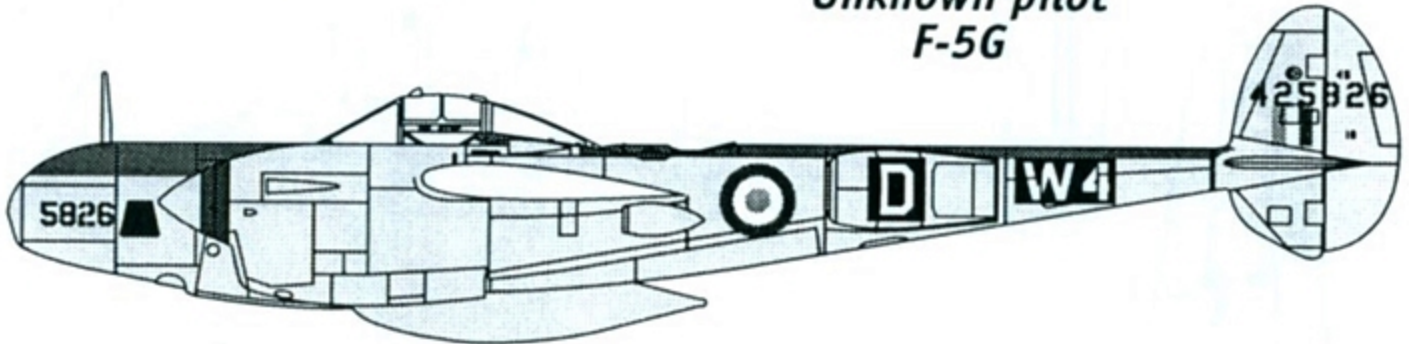
1:48
scale

Lockheed P-38 Lightning #1 – F-5A/B/G French GR II/33

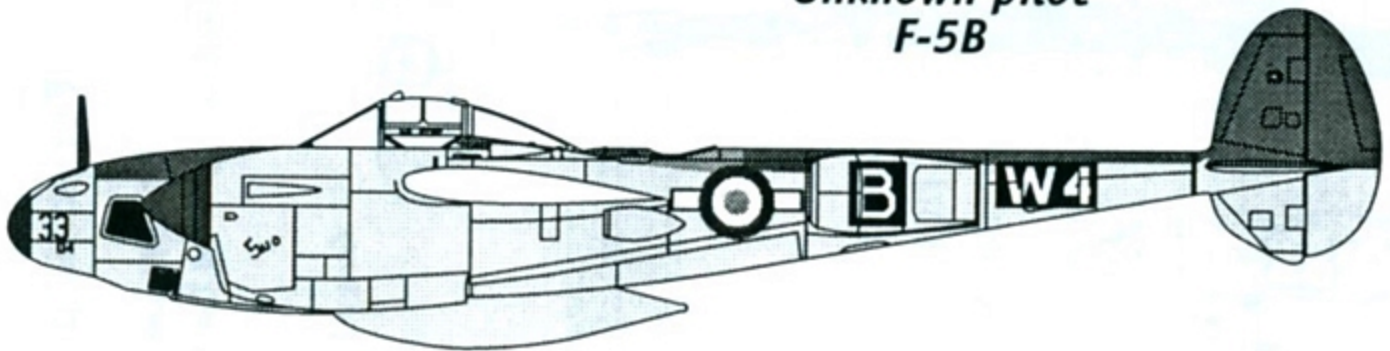
Cdt. Antoine de Saint-Exupery
F-5B



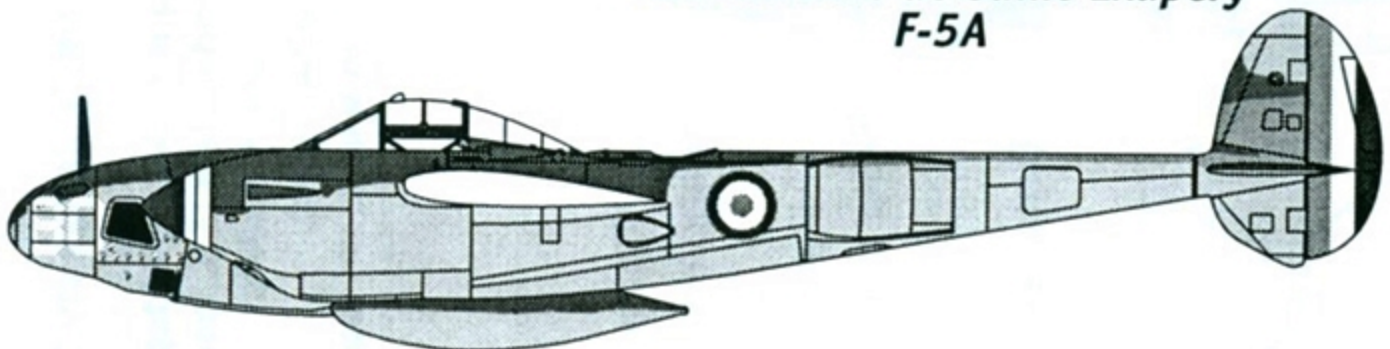
Unknown pilot
F-5G



Unknown pilot
F-5B



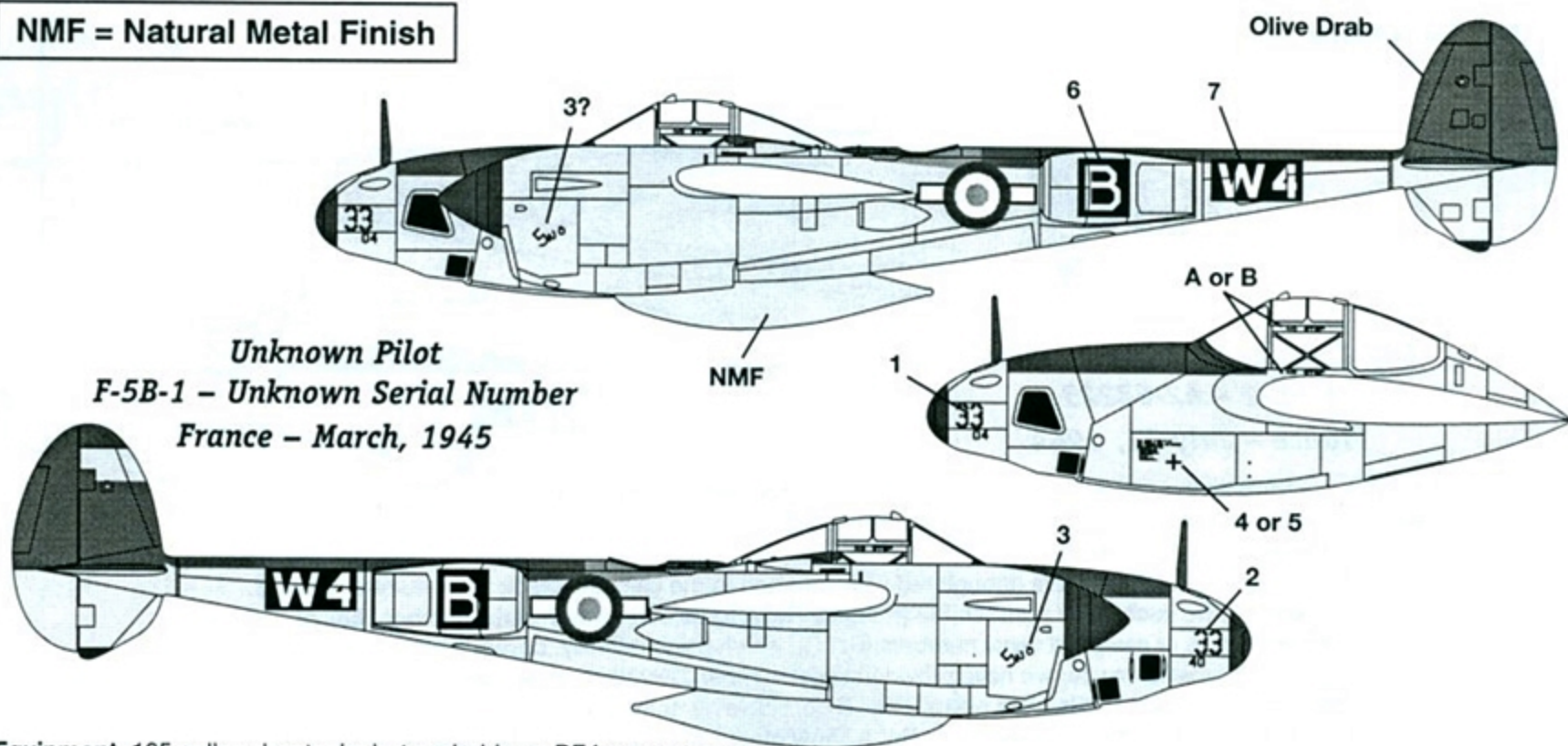
Cdt. Antoine de Saint-Exupery
F-5A



Third Group™ – 48-041 – French GR II/33 – Lockheed F-5A/B/G Lightning

For scale profiles, enlarge by 150%

NMF = Natural Metal Finish



*Unknown Pilot
F-5B-1 – Unknown Serial Number
France – March, 1945*

Equipment: 165 gallon droptanks but probably no DF Loop antenna.

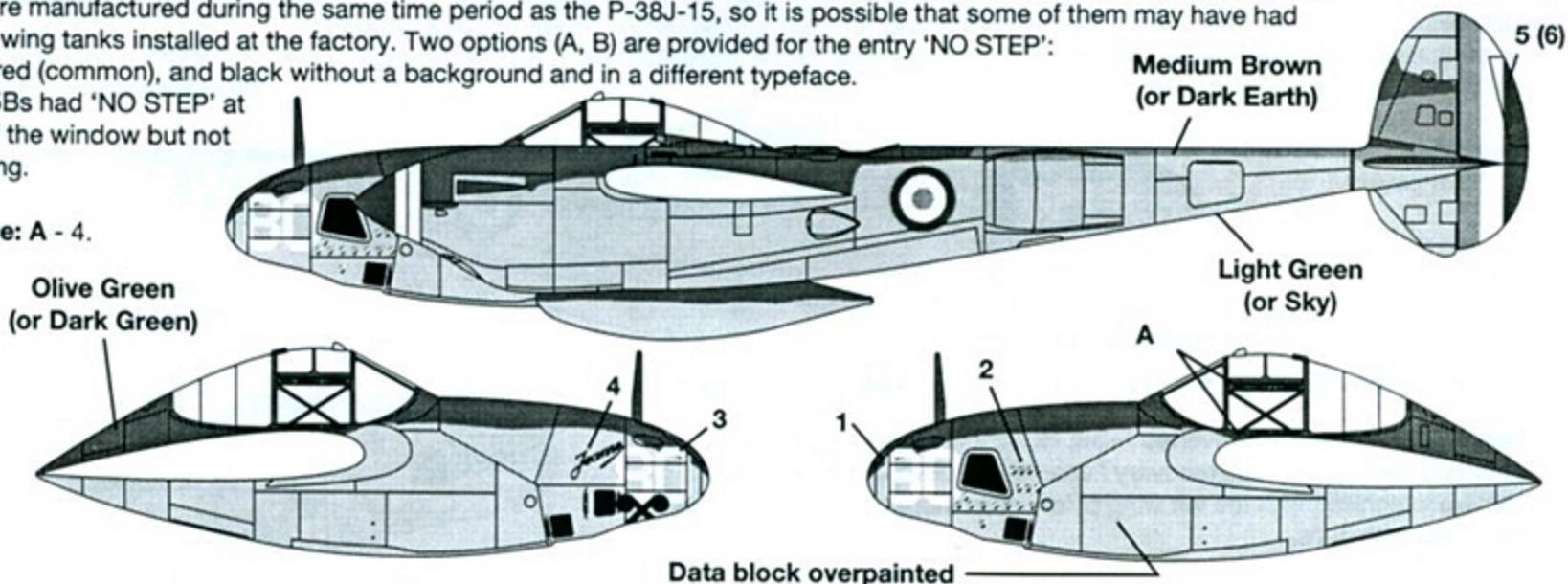
Camouflage: Overall NMF with Olive Drab applied to upright antenna mast, nose, inboard face of engine nacelles, along top of tailbooms, upper sides of vertical tails (inboard and outboard), and to the topside tips of the horizontal stabilizer. Note the clean strip of NMF on the outboard face of the right vertical fin. Red nose cap, spinners and vertical tail skids. Area around superchargers is noticeably lighter than Olive Drab on tailbooms. NMF spoked nosewheel. Red capped main wheels with NMF rims.

Markings: Roundels probably in six positions with upper right and lower left being without blue-edged bars. What we presume is to be read as "No. 5" (3) in English is known to be on the right outboard engine nacelle, and may not have been on the outboard left engine nacelle.

Stencils: None known. If you wish to apply a data block (4, 5), you have two choices per serial number: with or without a cross. The cross indicates an aircraft fitted with outboard wing tanks (outboard fuel filler caps molded into upper wing of all Hasegawa P-38s). F-5Bs were manufactured during the same time period as the P-38J-15, so it is possible that some of them may have had outboard wing tanks installed at the factory. Two options (A, B) are provided for the entry 'NO STEP': white on red (common), and black without a background and in a different typeface. Some F-5Bs had 'NO STEP' at the top of the window but not on the wing.

Some F-5Bs had 'NO STEP' at the top of the window but not on the wing.

Reference: A - 4.



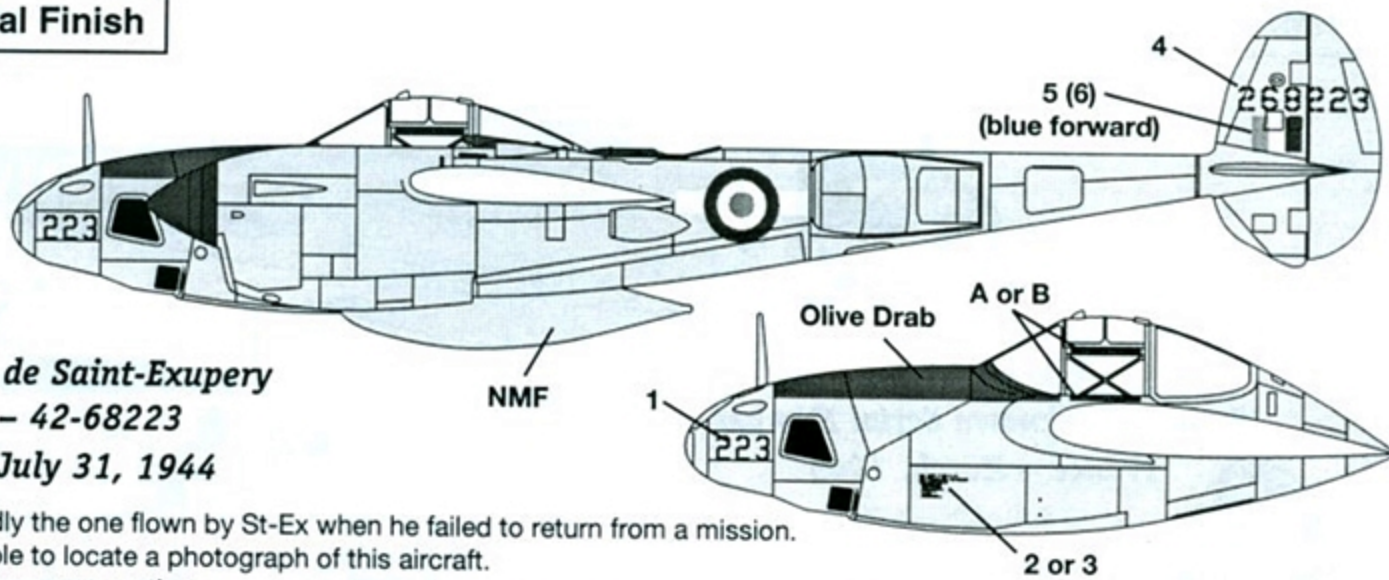
Cdt. Antoine de Saint-Exupery – F-5A-1 – Unknown Serial Number – Tunisia – 1943

Note: This is one of the aircraft flown by St-Ex. It was generally used for training flights, though undoubtedly did see operational use, as denoted by the mission markers. **Equipment:** 165 gallon droptanks, no DF Loop antenna nor outboard fuel tanks. **Camouflage:** Provisional pattern of French Olive Green (darkest color) and Medium Brown over Light Green (similar to British "duck egg" Light Blue (Ref A), or British Dark Green and Dark Earth over Sky (Ref E). Red spinners, left one with a white backplate. Droptanks were either an overall dark color or two tone (dark over light - they are in shadow). **Markings:** Yellow-ringed roundels in six positions, those on the fuselage being of slightly smaller diameter. Tricolor rudders. Capped main and nose wheels, probably in Neutral Gray, Light Green or Sky. **Stencils:** Known stencils are A, though the wing area is just outside of view in the reference photograph (Ref B). Use kit decals for right propeller blade data stencils. Neither propeller had manufacturer logos. **References:** A - Front cover & 4; B - III, 19 & 20; D - no # - fifth from back; E - 54.

Third Group™ – 48-041 – French GR II/33 – Lockheed F-5A/B/G Lightning

For scale profiles, enlarge by 150%

NMF = Natural Metal Finish



Cdt. Antoine de Saint-Exupery
F-5B-1 – 42-68223
France – July 31, 1944

Note: This F-5B is purportedly the one flown by St-Ex when he failed to return from a mission. Unfortunately, we were unable to locate a photograph of this aircraft. Published illustrations vary from one another.

The most recent (Ref B) depicts NMF spinners (though red was common to the unit) and black serial number 228223. Research indicates there was no such serial number. We presume Ref A to be correct with serial number 268223, which falls within a known range of assigned serial numbers (Ref C), which coincidentally, covers a block of F-5Bs. Even though we do not recommend its use, we have provided serial number 228223 as an option. On another note, Ref A states French F-5Bs were overall PRU Blue. However, they also state (as does Ref B) that this F-5B was overall NMF, and photographs within Ref A show other French F-5Bs in NMF (see White B). This aircraft was built during the transition phase to NMF from camouflage.

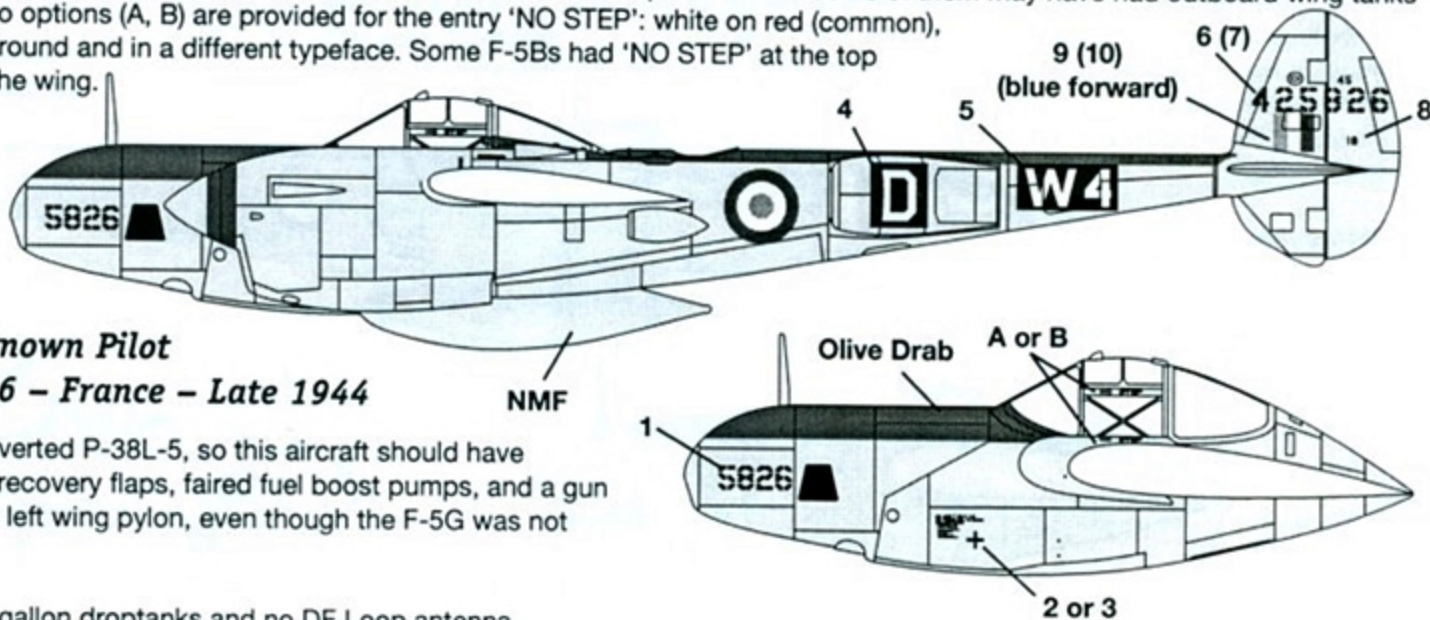
Equipment: Probably 165 gallon droptanks but no DF Loop antenna.

Camouflage: Overall NMF with Olive Drab applied to nose and inboard face of engine nacelles. Red spinners.

Markings: White bars added to upper left wing, lower right wing and fuselage roundels. Opposing wing roundels lack white bars. When applying the fin flashes (5, 6) be sure blue faces forward.

Stencils: None known. If you wish to apply a data block (2, 3), you have two choices per serial number: with or without a cross. The cross indicates an aircraft fitted with outboard wing tanks (outboard fuel filler caps molded into upper wing of all Hasegawa P-38s). F-5Bs were manufactured during the same time period as the P-38J-15, so it is possible that some of them may have had outboard wing tanks installed at the factory. Two options (A, B) are provided for the entry 'NO STEP': white on red (common), and black without a background and in a different typeface. Some F-5Bs had 'NO STEP' at the top of the window but not on the wing.

References:
 A - Rear cover
 B - III
 C - 250 & 251
 (serial numbers)



Unknown Pilot
F-5G-6, 44-25826 – France – Late 1944

Note: The F-5G was a converted P-38L-5, so this aircraft should have outboard wing tanks, dive recovery flaps, faired fuel boost pumps, and a gun camera integrated with the left wing pylon, even though the F-5G was not equipped with guns.

Equipment: Probably 165 gallon droptanks and no DF Loop antenna.

Camouflage: Overall NMF with Olive Drab applied to nose and inboard face of engine nacelles. White or NMF-tipped red spinners.

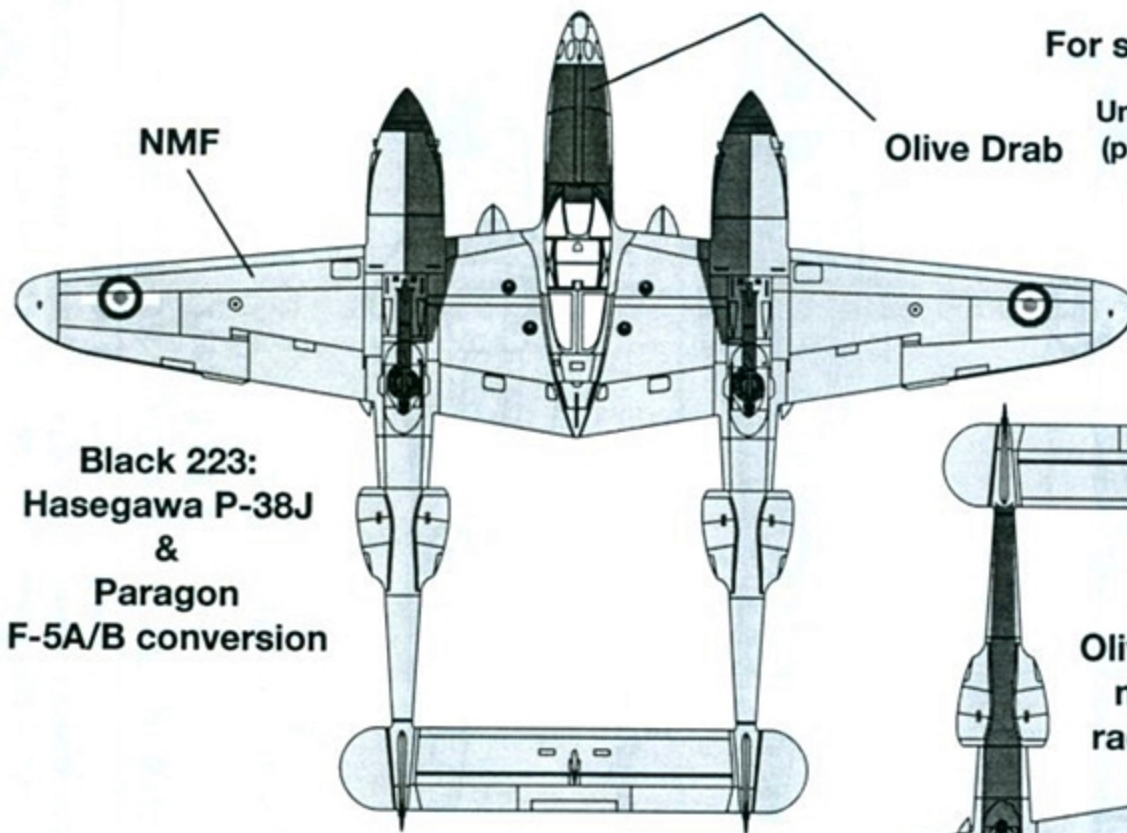
Markings: Roundels in six positions with upper left and lower right having bars. Note that the ratio of the fuselage roundels is different from the wing roundels. Upper left wing is one roundel offset over another. A normal version has also been provided for the possibility that at some time the roundel would have been cleaned up. When applying the fin flashes (9, 10) be sure blue faces forward.

Stencils: None known. See above F-5B for 'NO STEP' comments. Something we have not been able to nail down is whether the black cross was standard to the data block of L-based aircraft, thus we have provided both styles.

Reference: D - no # - fourth from back.

For scale plan views, enlarge by 250%

Underside insignia is opposite of topside (place barred-roundels like U.S. insignia and the bar-less roundels on the other wing). Gray barred-roundels go on top.



Black 223:
Hasegawa P-38J
&
Paragon
F-5A/B conversion

Olive Drab

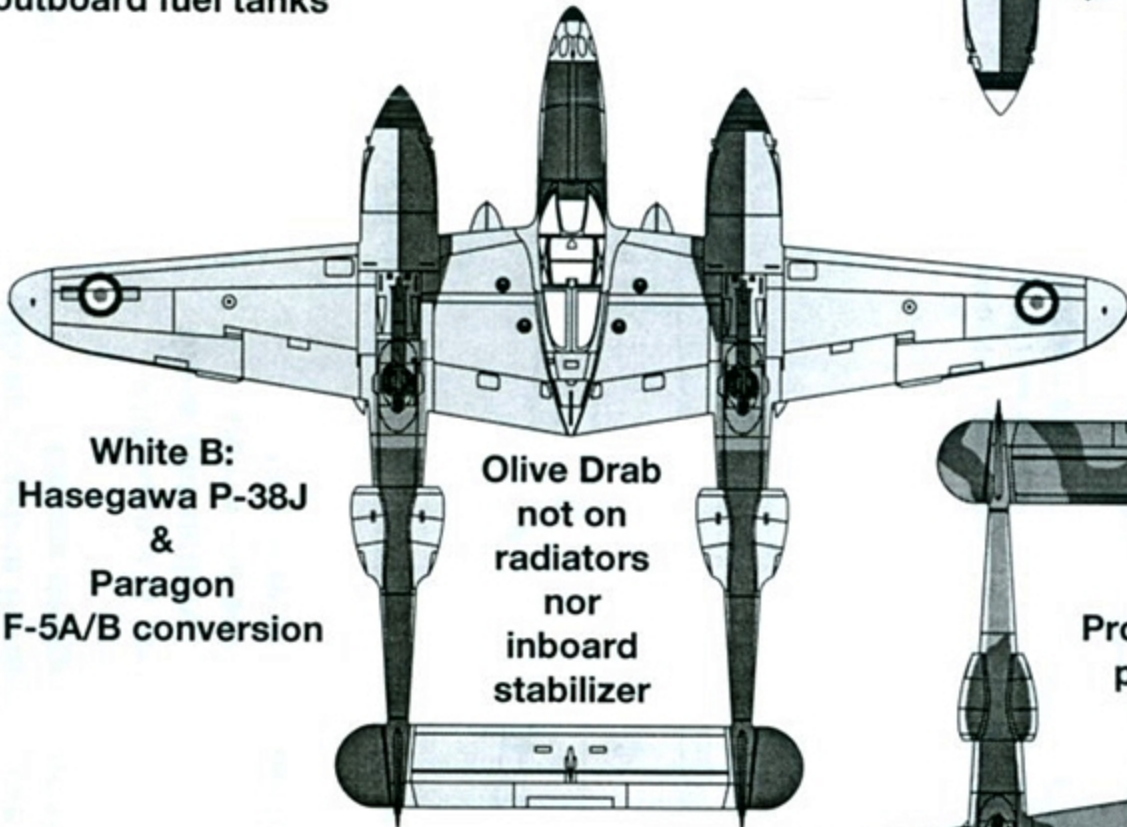


White D:
Hasegawa P-38L
&
Paragon
F-5G conversion

Olive Drab
not on
radiators

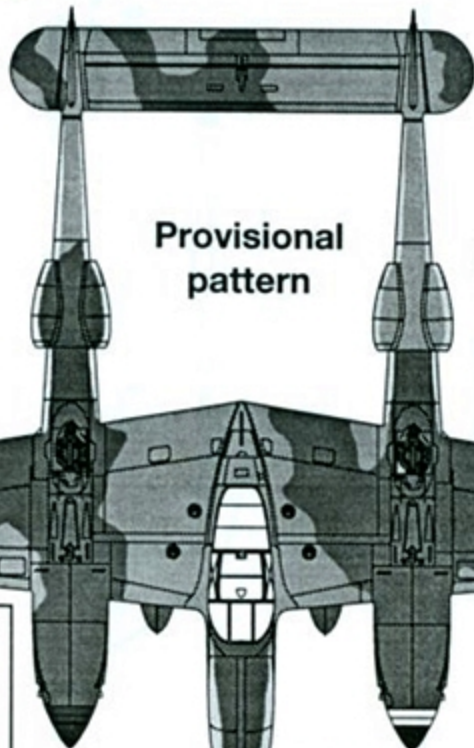
Doubled or clean

Unknown if
Black 223 and
White B had
outboard fuel tanks



White B:
Hasegawa P-38J
&
Paragon
F-5A/B conversion

Olive Drab
not on
radiators
nor
inboard
stabilizer



White 80:
Hasegawa
P-38F/G/H
&
Paragon
F-5A/B conversion

Provisional
pattern

Medium Brown
(or Dark Earth)

Yellow-ringed roundels:
left and right on top and bottom

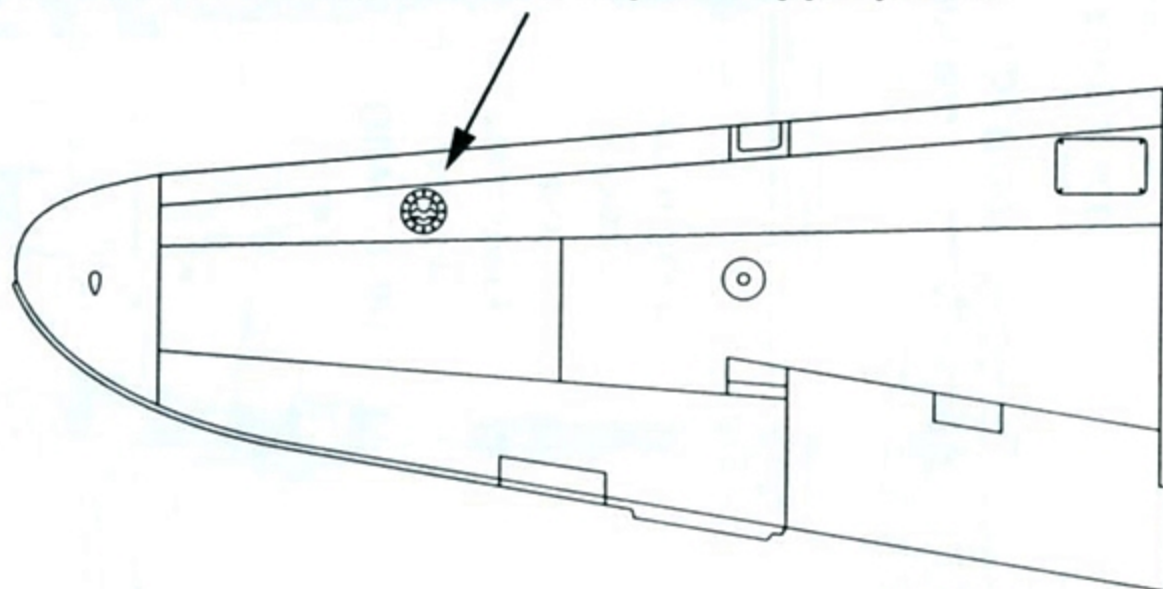
REFERENCES
A: *Aero Album Vol. 6, Summer 1969*
B: *HPM #2: 1995*
C: *The Lockheed P-38 Lightning: Warren M. Bodie, 1991*
D: *Aircam Aviation Series No. 10, Lockheed P-38 Lightning: 19xx*
D: *P-38 Lightning In Action, #109: Larry Davis, 1990*

Olive Green
(or Dark Green)
Fill outboard fuel filler caps
(depicted filled) ©1998

**Drawings based on Hasegawa P-38F/G/H, J, and L kits
with appropriate Paragon resin conversions.
Decals designed for same.**

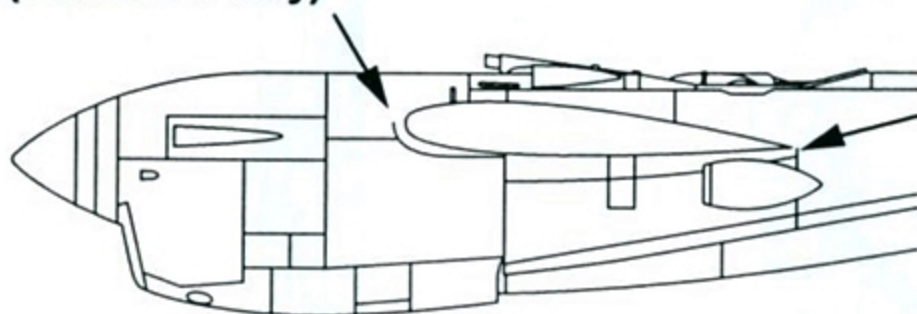
**Although it is beyond the scope of
these instructions to cover accurization,
below are some modifications
you may wish to perform.**

Fill outboard wing fuel filler caps as appropriate



**Fill or extend panel line
- up and rearward -
(outboard only)**

**Extend vertical panel line upward
(all sides)**



Other Releases

48-042 - Messerschmitt Bf 109F-2/G-6 - I/JG 51

48-043 - Messerschmitt Bf 109E-3 - II/JG 51

48-044 - Focke-Wulf Fw 190A-8 - Survivors

48-045 - Focke-Wulf Fw 190A-3/F-3/8 - Survivors

48-046 - Focke-Wulf Fw 190D-9/11 - JG 2/JV 44/SGdJ ©1998