

F-86F-40 Sabre



EASY ASSEMBLY AUTHENTIC KIT

-  band 弯曲
-  decal 贴纸
-  no cement 不涂胶水
-  option 选择
-  cut / remove 切除
-  make hole 钻孔
-  weight 配重
-  cyanoacrylate glue 强力胶

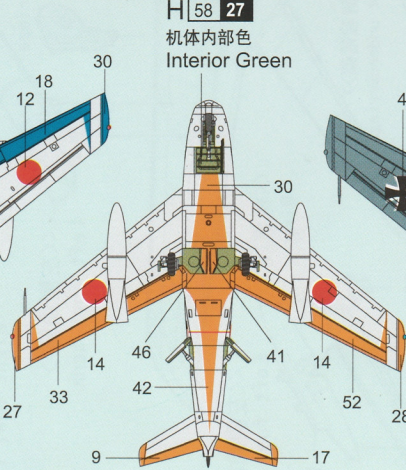
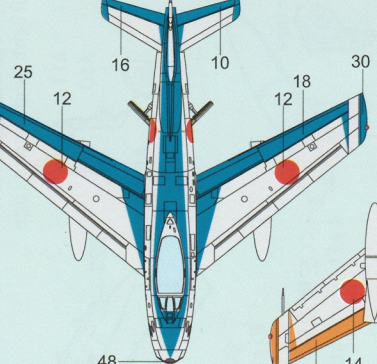
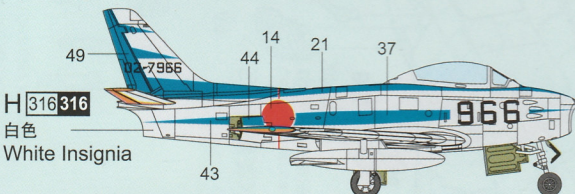
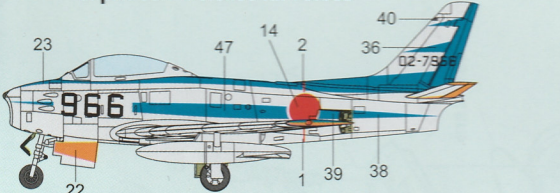
水贴纸的使用方法:

- 一、把相关的印花从水贴纸剪下，放入40℃左右的温水中浸10秒。
- 二、然后将印花放在干净的布上。
- 三、拿上印花纸板，手指蘸水将印花移到适当的位置。
- 四、用软干布轻压印花直至水干，气泡消失。

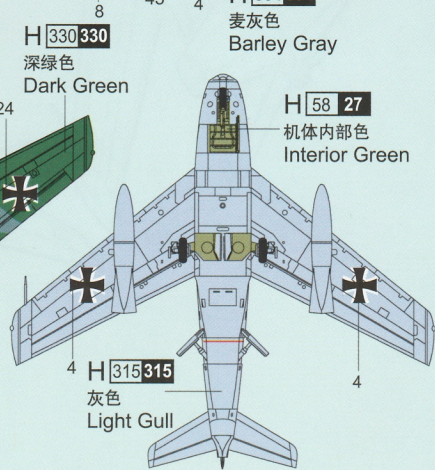
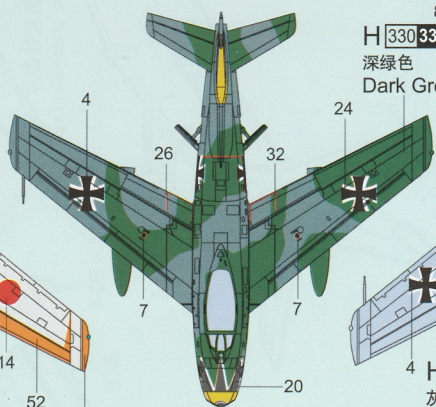


How to apply the decals

1. Cut off the decal from the decal paper and put it into the warm water 40° for 10 seconds.
2. Take the decal from the water and put it on a piece of clean cloth.
3. Remove the decal slowly from the paper to the targeted location by a wet finger.
4. Use a piece of dry and soft cloth to press it gently on the decal until it getting dry and no bubble existing.

Japan Self -Defense Air Forces



German Air Force. 3. / JG71 .1963.



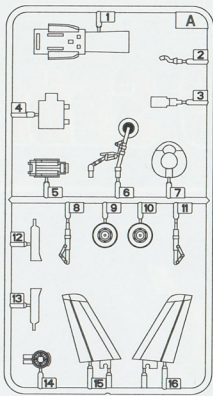
涂装同标贴指示
Painting & Marking guide

使用Mr.HOBBY涂料
Mr. Color used

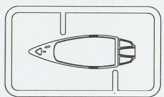
8 AQUEOUS HOBBY COLOUR **8** MR.COLOUR

* Some paints may not be available in your country. Please check your local hobby shop for substitute

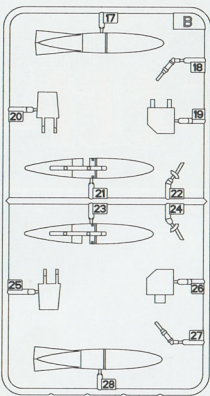
部品图 Parts



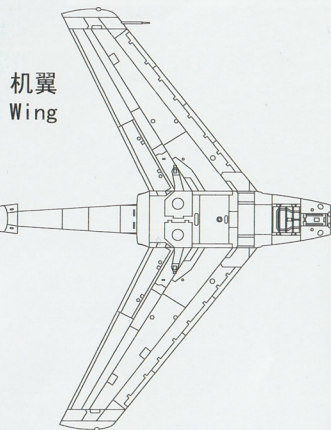
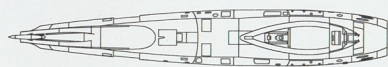
《座舱罩》
Canopy



水贴
Decal

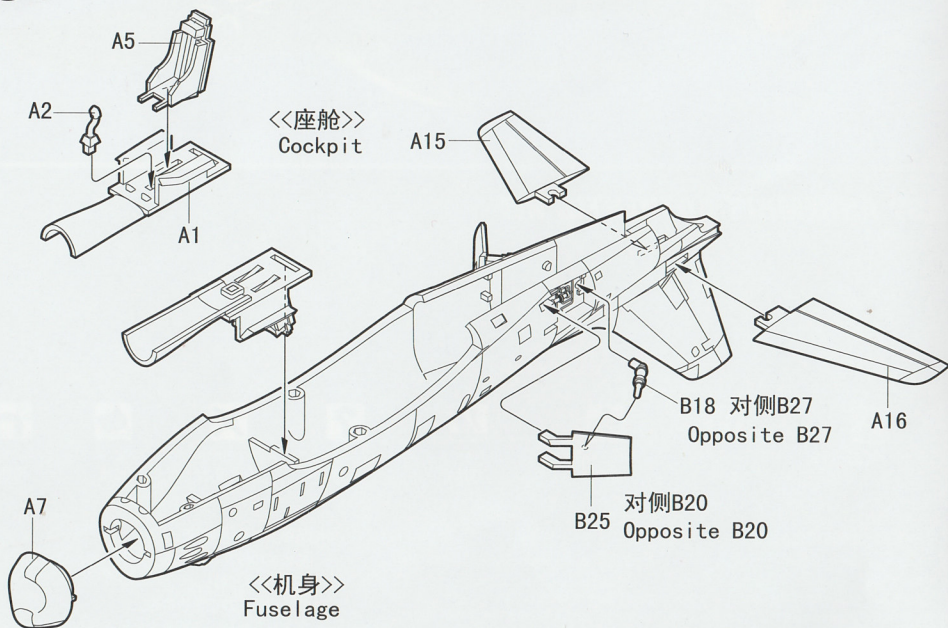


机身
Fuselage



机翼
Wing

1



2

