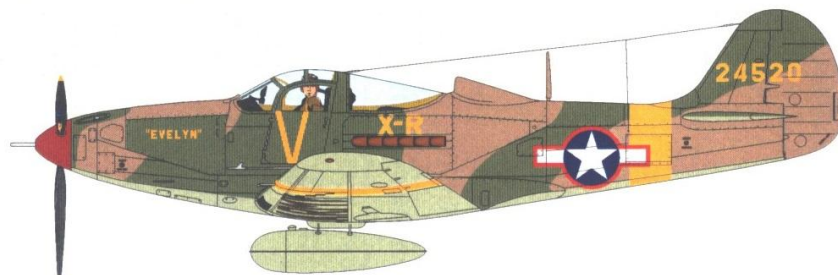


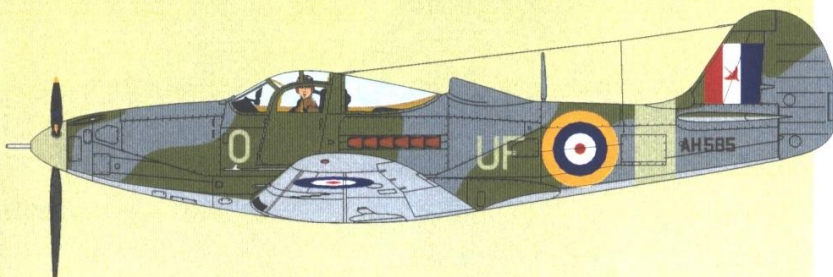




IP7201

Venomous Cobras of the World

Bell P-39 Airacobra "In Profile"




RECOMMENDED KIT: ACADEMY/ HELLER 1/72



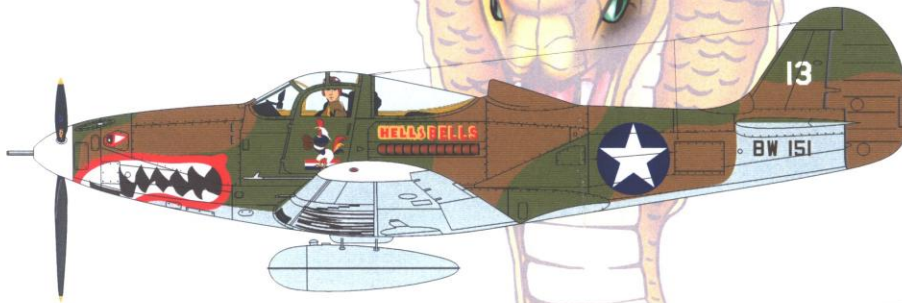
Venomous Cobras of the World

Bell P-39 Airacobra "In Profile"


A/C Type	Airacobra I
Pilot & Unit	No. 601 Squadron
Locale & Date	Duxford, England, 1941
Camouflage & Markings	Dark Green and Ocean Gray over Med. Sea Gray. Sky spinner and 18 inch fuselage band. Band does not wrap around fuselage.
Remarks	Curtiss Electric prop. with Yellow tips. Radio mast equipped.



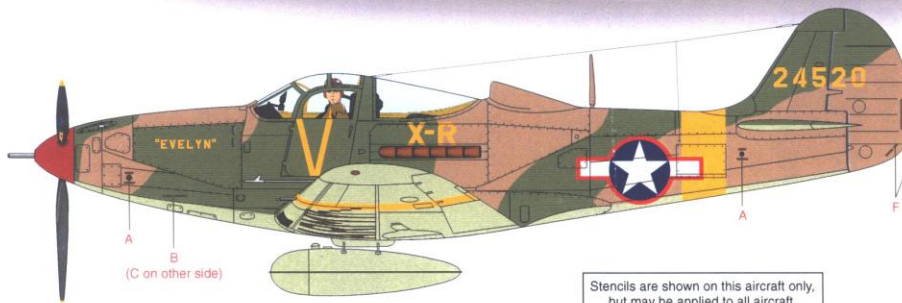
A/C Type	P-400
Pilot & Unit	347th FG, 67th FS 13th US Army Air Force
Locale & Date	Guadalcanal, 1942
Camouflage & Markings	Dark Earth and Dark Green over Sky Blue. White spinner and wing tips.
Remarks	Curtiss Electric propeller with Yellow tips.



A/C Type	P-39D
Pilot & Unit	31st Pursuit Group
Locale & Date	Carolina Maneuvers, 1941
Camouflage & Markings	Olive Drab over Neutral Gray. Yellow tail section. Red and Yellow segmented spinner.
Remarks	Curtiss Electric prop without Yellow tips.



A/C Type	P-39D
Pilot & Unit	350th Fighter Group
Locale & Date	North Africa, 1943
Camouflage & Markings	US Medium Green and Sand over RAF Sky. 18 inch Yellow fuselage and 12 inch wing bands. Dark Red spinner.
Remarks	Radio mast equipped. Curtiss Electric prop. It is unknown if propeller tips were Yellow.




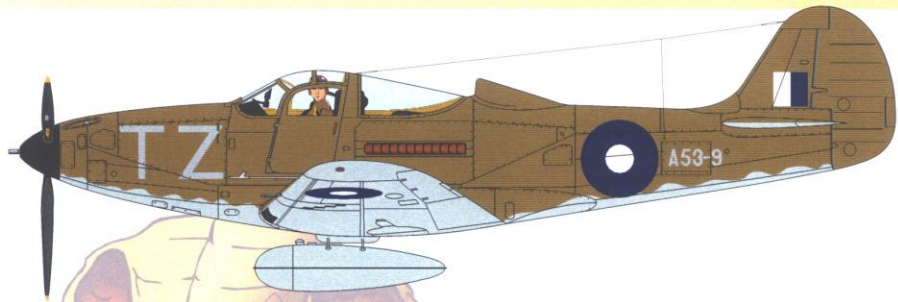
Stencils are shown on this aircraft only, but may be applied to all aircraft.



Venomous Cobras of the World

Bell P-39 Airacobra "In Profile"

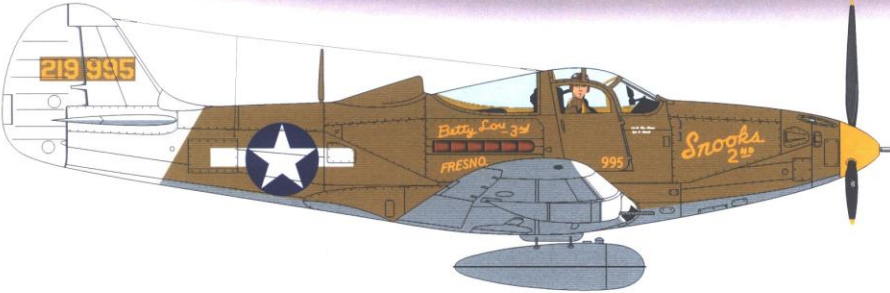

A/C Type	P-39F
Pilot & Unit	24 Squadron, RAAF
Locale & Date	Late 1942
Camouflage & Markings	Olive Drab (possibly Foliage Green) over Sky Blue. Black spinner.
Remarks	Aeroproducts propeller. Prop. tips were Yellow.



A/C Type	P-39N
Pilot & Unit	A. I. Pokryshkin 9th Guards IAP
Locale & Date	?
Camouflage & Markings	Olive Drab over Neutral Gray. Red spinner and fin tip.
Remarks	Aeroproducts prop. with Yellow tips. Notice provided White fin cap sliver to allow painting of the Red area.

We are unsure of the color of the circular patches behind the stars. They could have been unpainted US insignias, thereby having a blue background, or perhaps overpainting of some Green. Either way, we have provided the pattern for you to paint a circular patch before applying the Russian insignias. Notice the upper right and lower left wings do not have the patches underneath the stars.

A/C Type	P-39Q
Pilot & Unit	4 Stormo C. T. Italian Co-Belligerent AF
Locale & Date	Italy, 1945
Camouflage & Markings	Standard Olive Drab over Neutral Gray. White spinner. Original USAF markings have been painted out in Italian Olive Green.
Remarks	Aeroproducts propeller. Prop. tips were Yellow.



A/C Type	P-39Q
Pilot & Unit	Lt. Col. William Shomo 71st TRS, 82nd TRG
Locale & Date	1944, SWPA
Camouflage & Markings	Olive Drab over Neutral Gray. White tail and wing leading edges. Yellow spinner.
Remarks	Aeroproducts propeller. Prop. tips were Yellow.




Venomous Cobras of the World

Bell P-39 Airacobra "In Profile"

IP7201

A/C Type	P-39Q
Pilot & Unit	GCII/6 Travail
Locale & Date	1944
Camouflage & Markings	Standard Olive Drab over Neutral Gray. Yellow spinner.
Remarks	Aeroproducts propeller. Prop. tips were Yellow.



Standard "US ARMY" Placement

S/N BW 151

S/N 29004

S/N 4 31P

S/N 43872

S/N 24520

S/N A53-9

S/N 219995

S/N 84

RAF Standard Camouflage Pattern & Insignia Placement

S/N AH585

References

- Bell P-39 Airacobra, Famous Airplanes of the World No. 36, Burindo Co., Ltd., 1992.
- McDowell, Ernie, P-39 Airacobra in Action, No. 43, Squadron Signal Pub., 1980.
- Bell P-39 Airacobra, Scale Aircraft Modelling, Vol. 19, No. 11, 1998.
- Bell P-39 Airacobra, Famous Airplanes of the World No. 34, Burindo Co., Ltd., 1973.

Suggested Kit

1/72nd : Heller Bell P-39 Airacobra
 1/48th : Revell-Monogram-Eduard P-39





EAGLE STRIKE
Productions
2025 S.W. 22 Terrace
Miami, Fl. 33145
U.S.A.

Welcome to ESP's first "In Profile" issue for the P-39 Airacobra. Although not as famous as its stablemates, the immortal P-51, the P-47, and P-38; the P-39 ranks fifth after the P-40 on the most used and most popular of all the USAAF Fighter A/C during the second world war. Not particularly liked by the American pilots, the P-39 came into its own with the Russian Air Force, being flown by some of the highest scoring Aces of that Air Force, and for that matter, the highest scoring Allied Aces. This is not the story of the P-39. Other Authors like Dana Bell and Bert Kinzey have told us all about this A/C in their invaluable works.

All of the Variants of this A/C are easily identifiable by its nose/ wing armament, exhaust stacks, and propellers. However this last issue is still troublesome for us, and our friend McMaster has written a short, concise chart on its peculiarities.

With the advent of the wonderful Eduard 1/48 scale kit and the new 1/72nd scale Academy P-39, there's no reason why we should overlook this beautiful A/C. Therefore, we are proud to offer you " The Bell P-39 Airacobra in profile."

Bell P-39 Airacobra Propellers

Three Blade Prop:

Airacobra 1, P-400, P-39C, and P-39D: Initial Production P-39's utilized a 3-Blade 10' 4.6 " Curtiss Electric C523S Propeller.

P-39F: Shotages of the Curtiss Electric prop (also being used on the P-40 and P-38) led to the development of General Motors AeroProducts Propellers as a second source. For the P-39F, the 10' 4" AeroProducts 3-Blade Hydraulic prop was used.

P-39N-BE (also called "N-0") and N-3 (N-BE Recon. Conversions) are reported with an 11' 4" AeroProducts prop in "P-39 in Detail" p. 23 and 10' 4" AeroProducts prop in "Wings of Fame Vol. 10 " p. 132.

P-39N-1, N-2 (N-1 recon. Conversions), and N-5 (Similar to the N-1) used the 11' 7" AeroProducts prop.

P-39K Used an 11' 7" AeroProducts prop.

P-39L returned to the 10' 4.5" Curtiss Electric prop, as more became available.

P-39M (similar to the L, which used the 10' 4" Curtiss Electric) is reported as having that prop ("P-39 in Detail" p.23) or the 11' 7" AeroProducts prop ("Wings of Fame Vol.10" p.132) The M did change from the Allison V-1710-87 to the 83 engine in mid-production, and this may account for the different prop.

P-39Q-1 through Q-20 used the 3-Blade AeroProducts 11'7" prop.
(H,I,O, and P designations were not used.)

FOUR BLADE PROP

P-39Q-21 and Q-25 had the 4-Blade AeroProducts propeller.

Most of these 809 P-39's went to the Soviet Union and most were without underwing gondolas.

Propeller reference sources

1. P-39 Airacobra in Detail, Kinzey, Squadron/Signal, 1999.
2. "Bell Cobra Variants", Wings of Fame, Vol. 10, 1998.
3. Cobra! Bell Aircraft Corporation 1934-1946, Matthews, Schiffer, 1998.

Decaling: Apply decals only to a glossy surface.

1. With a sharp scissors or knife, carefully cut item to be used, being careful of not cutting off the clear film around it or that belonging to an adjacent item.
2. Submerge in clean tap water for over 10 seconds and lay over an absorbent paper towel. Decal will slide freely in about 20 seconds. Do not leave decal on water bowl over ten seconds, or adhesive quality will suffer.
3. With a clean brush, apply a setting solution to the area where the decal will finally lay. (Micro, Super or Aero Set will do). With a clean pointed brush slide the decal on to the final area. Allow the setting solution to dry for about 3-5 minutes.
4. With another clean brush, apply a solvent solution over the decal (Micro, Super or Aero Sol will do). Do this if possible in one stroke since your decal will soften up and wrinkle immediately. This is an important step in the process, whatever you do DO NOT TOUCH THE DECAL, after this process until it is totally dry, preferably overnight.
5. When thoroughly dry, rinse your model with tap water and mild soap to wash of excess glue.
6. Finish your model with the desired final coat (gloss, flat, or semi-gloss).



Recommended Kit
Academy/ Heller 1:72

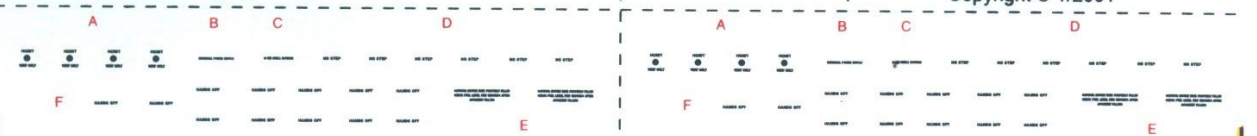



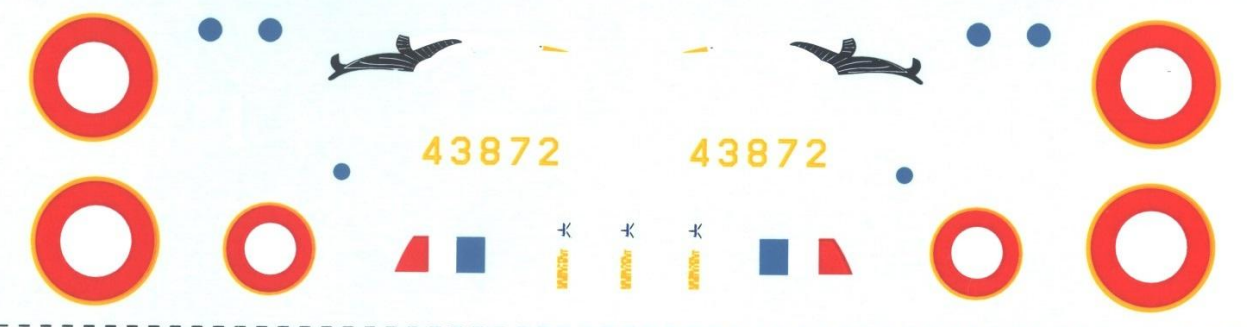
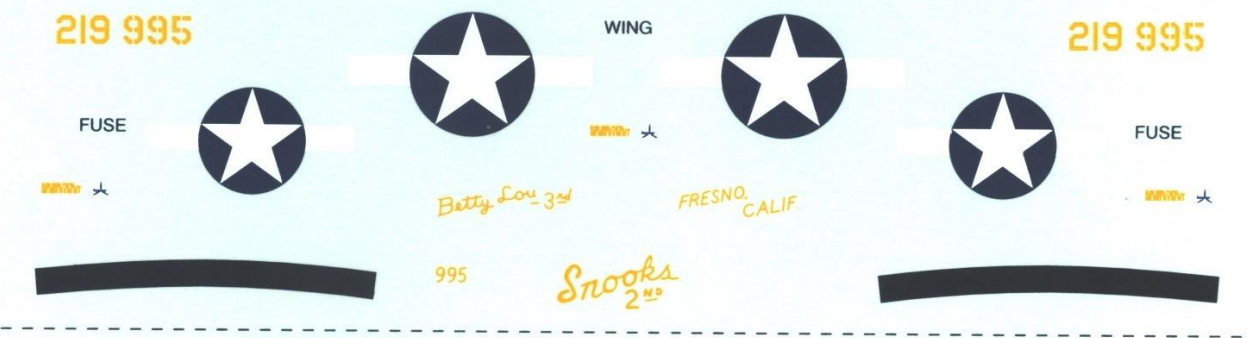
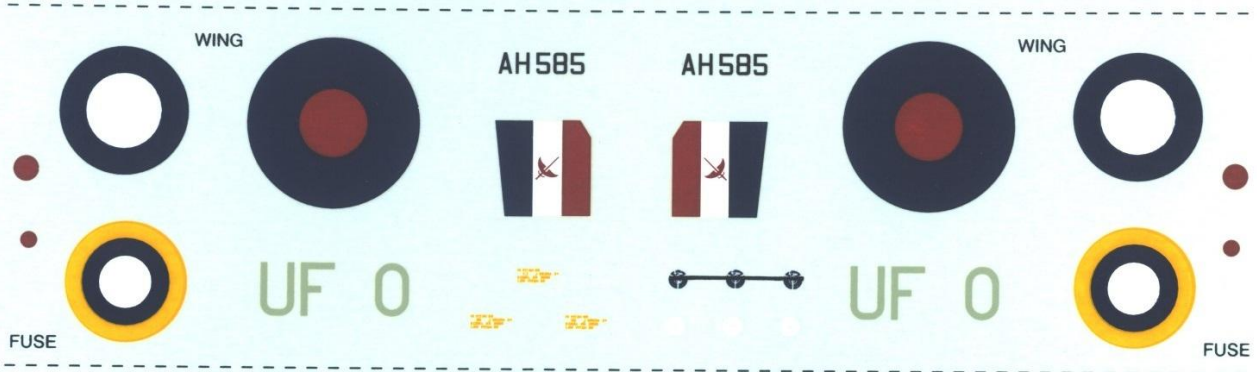
IP7201



IP 7201A



Venomous Cobras of the World
Bell P-39 Airacobra profiled





IP 7201B

Venomous Cobras of the World
Bell P-39 Airacobra profiled



HELLSBELLS

HELLSBELLS

BW 151

BW 151



WING

FUSE

FUSE

WING



4

3IP

UMP UMP

4

3IP



WING

WING



U.S. ARMY

V X-R V

"EVELYN" 24520 X-R 24520 "EVELYN"

Upper Wings

Fuselage

Fuselage

Lower Wings



Printed In Mexico
Copyright © 1/2001

